

# Algebraic models to improve ranking and query expansion

Latent Semantic Indexing, Word  
Embeddings

# Is there anything more advanced than co-occurrences to learn word correlations?

- Traditional IR uses Term matching, → # of times the doc says “Albuquerque” – not fully appropriate
- We can use a **different approach**: compare all-pairs of query-document **terms**, → # of terms in the doc that relate to Albuquerque
- To detect these similarities:
  - **Latent Semantic Indexing**
  - Word embeddings (a.k.o. deep method – emerging technology)

*Albuquerque* is the most populous city in the U.S. state of New Mexico. The high-altitude city serves as the county seat of Bernalillo County, and it is situated in the central part of the state, straddling the Rio Grande. The city population is 557,169 as of the July 1, 2014, population estimate from the United States Census Bureau, and ranks as the 32nd-largest city in the U.S. The Metropolitan Statistical Area (or MSA) has a population of 902,797 according to the United States Census Bureau's most recently available estimate for July 1, 2013.

## Passage *about* Albuquerque

*Allen suggested that they could program a BASIC interpreter for the device; after a call from Gates claiming to have a working interpreter, MITS requested a demonstration. Since they didn't actually have one, Allen worked on a simulator for the Altair while Gates developed the interpreter. Although they developed the interpreter on a simulator and not the actual device, the interpreter worked flawlessly when they demonstrated the interpreter to MITS in Albuquerque, New Mexico in March 1975; MITS agreed to distribute it, marketing it as Altair BASIC.*

## Passage not about Albuquerque

# The problem

---

- With the standard term-document matrix encoding, each term is a vector and dimensions are documents
- Different terms have no inherent similarity  
search [0 2 0 0 0 0 0 0 0 0 1 0 0 0 0]  
Information retrieval [0 0 0 0 0 0 0 3 0 0 0 0 1 0 0]
- If query on *search* and document has *information retrieval* , then our query and document vectors are orthogonal. Dot product is zero.

# Can we directly learn term relations?

- Basic IR is scoring on  $\mathbf{q}^T \cdot \mathbf{d} / K$  (dot product of query and document vectors)
 

$$\frac{\vec{q} \cdot \vec{d}}{|\vec{q}| |\vec{d}|}$$
- No treatment of synonyms; no machine learning
- Can we learn a matrix  $\mathbf{W}$  to rank via  $\mathbf{q}^T \mathbf{W} \mathbf{d}$ , rather than  $\mathbf{q}^T \cdot \mathbf{d}$ ?

Handwritten matrix equation illustrating the relationship between search ranking and information retrieval ranking:

$$\begin{matrix}
 \text{"search ranking"} \\
 \mathbf{q}^T \\
 (1 \ 0 \ 0 \ 1 \ 0) \\
 \text{se in re ra or}
 \end{matrix}
 \begin{matrix}
 \mathbf{W} \\
 \begin{pmatrix}
 1 & 0.7 & 0.5 & 0 & 0 \\
 0.3 & 1 & 0.2 & 0 & 0 \\
 0.5 & 0.2 & 1 & 0 & 0 \\
 0 & 0 & 0 & 1 & 0.7 \\
 0 & 0 & 0 & 0.7 & 1
 \end{pmatrix}
 \end{matrix}
 \begin{matrix}
 \text{"information retrieval ranking"} \\
 \mathbf{d} \\
 \begin{pmatrix}
 0 \\
 1 \\
 1 \\
 1 \\
 0
 \end{pmatrix}
 \begin{matrix}
 \text{se} \\
 \text{in} \\
 \text{re} = 2.2 \\
 \text{ra} \\
 \text{or (dering)}
 \end{matrix}
 \end{matrix}$$

- Where  $\mathbf{W}$  is a matrix that captures **similarity between words** (e.g., “search” and “information retrieval”)?

# Latent Semantic Indexing

# Latent Semantic Indexing

---

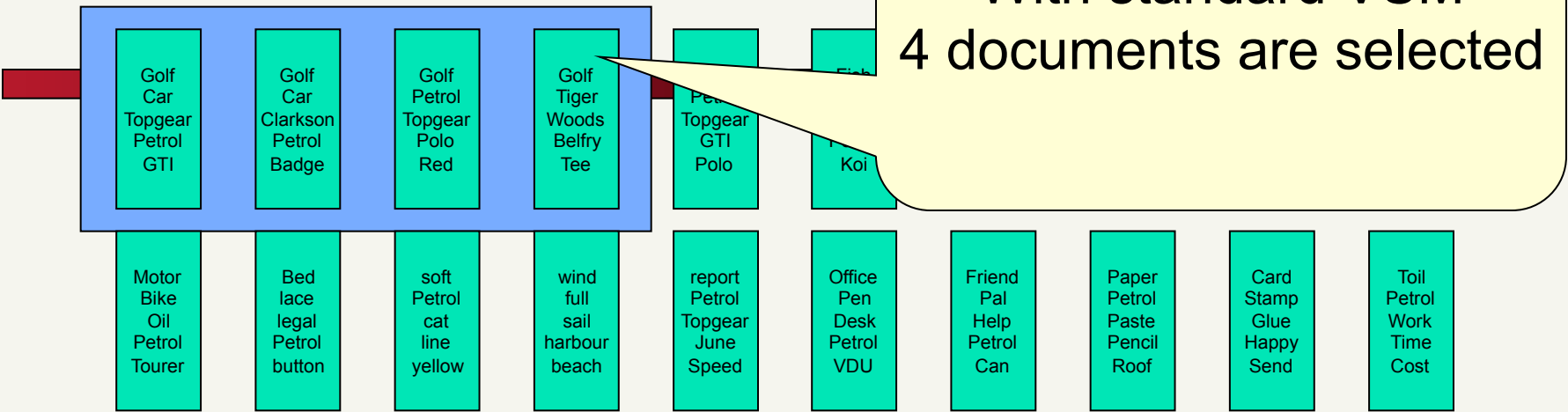
- Term-document matrices are very large, though most cells are “zeros”
- But the number of **topics** that people talk about is small (in some sense)
  - Clothes, movies, politics, ...
  - Each topic can be represented as a cluster of (semantically) related terms, e.g.: clothes=golf, jacket, shoe..
- Can we represent the term-document space by a lower dimensional “latent” space (**latent space=set of topics**)?

# Searching with latent topics

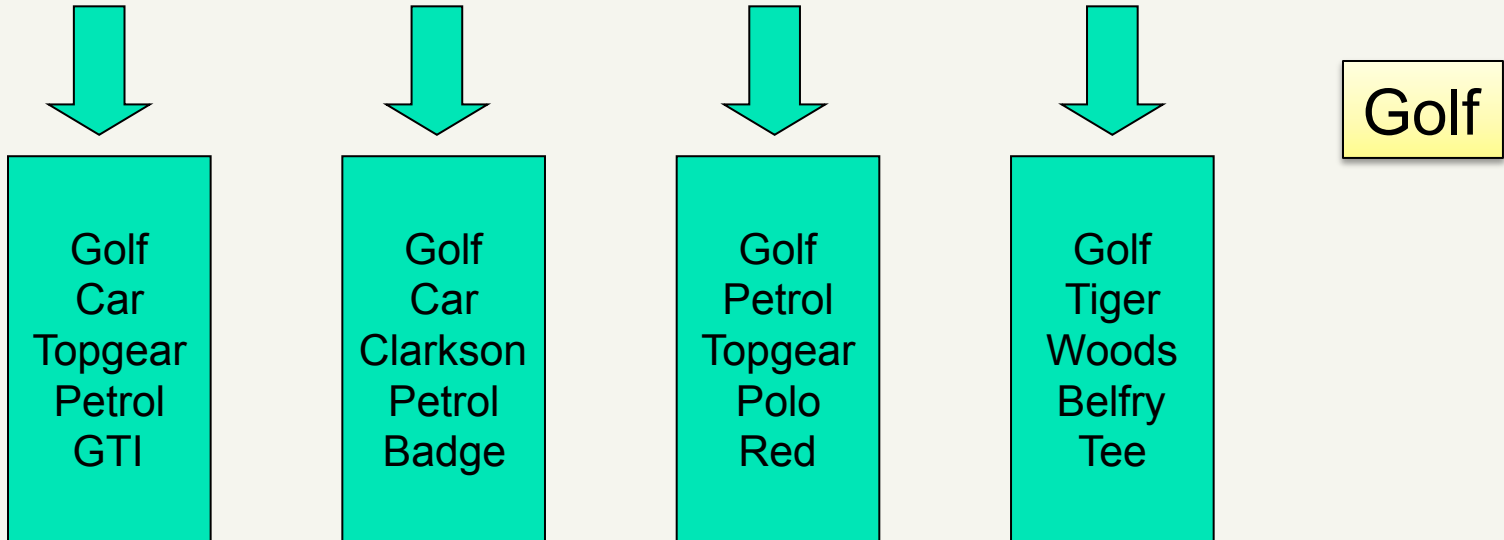
---

- Given a collection of documents, LSI learns clusters of frequently co-occurring terms (ex: `information retrieval, ranking and web`)
- If you query with `ranking, information retrieval` LSI “automatically” extends the search to documents including also (and even ONLY) `web`

# Document base (20)



## Selection based on 'Golf'





# 20 documents

|  |  |  |  |  |  |  |  |  |   |
|--|--|--|--|--|--|--|--|--|---|
| Golf<br>Car<br>Topgear<br>Petrol<br>GTI  | Golf<br>Car<br>Clarkson<br>Petrol<br>Badge | Golf<br>Petrol<br>Topgear<br>Polo<br>Red | Golf<br>Tiger<br>Woods<br>Belfry<br>Tee  | Car<br>Petrol<br>Topgear<br>GTI<br>Polo      | Fish<br>Pond<br>gold<br>Petrol<br>Koi  | PC<br>Dell<br>RAM<br>Petrol<br>Floppy  | Core<br>Petrol<br>Apple<br>Pip<br>Tree     | Pea<br>Pod<br>Fresh<br>Green<br>French | Lupin<br>Petrol<br>Seed<br>May<br>April |
| Motor<br>Bike<br>Oil<br>Petrol<br>Tourer | Bed<br>lace<br>legal<br>Petrol<br>button   | soft<br>Petrol<br>cat<br>line<br>yellow  | wind<br>full<br>sail<br>harbour<br>beach | report<br>Petrol<br>Topgear<br>June<br>Speed | Office<br>Pen<br>Desk<br>Petrol<br>VDU | Friend<br>Pal<br>Help<br>Petrol<br>Can | Paper<br>Petrol<br>Paste<br>Pencil<br>Roof | Card<br>Stamp<br>Glue<br>Happy<br>Send | Toil<br>Petrol<br>Work<br>Time<br>Cost  |

Rank of selected documents

Selection based on 'Golf'




Golf  
Car  
Topgear  
Petrol  
GTI

Golf  
Car  
Clarkson  
Petrol  
Badge

Golf  
Petrol  
Topgear  
Polo  
Red

Golf  
Tiger  
Woods  
Belfry  
Tee

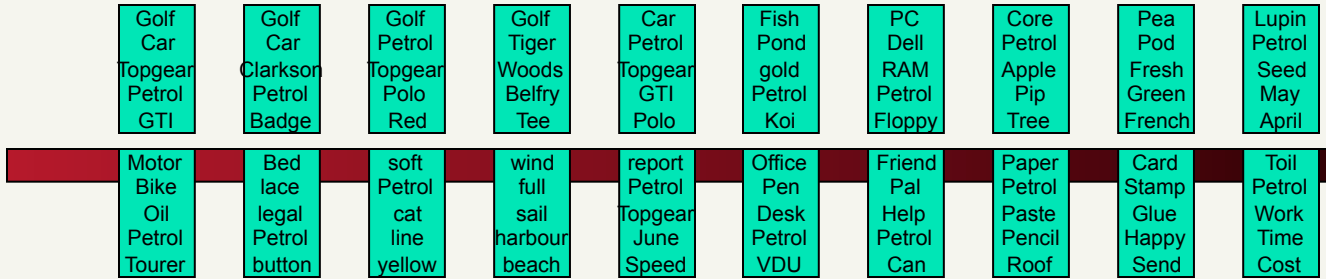


tf.idf

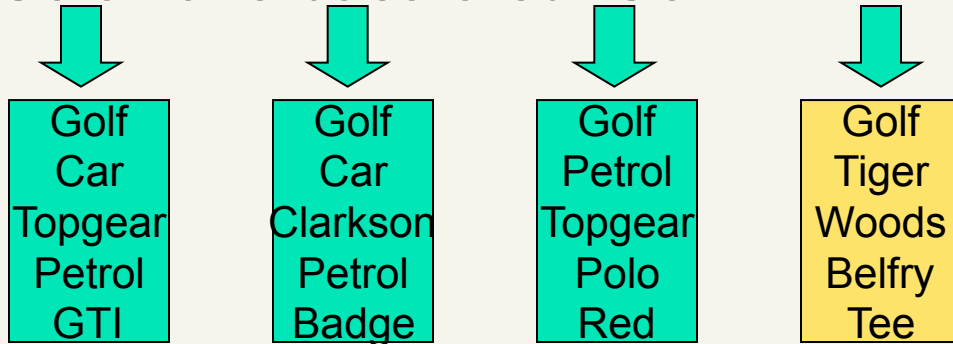
Car  
 $2 * (20/3) = 13$   
 Topgear  
 $2 * (20/3) = 13$   
 Petrol  
 $3 * (20/16) = 4$

The most relevant words associated with golf in these docs are:  
 Car, Topgear and Petrol

20 docs



Selezione basata su 'Golf'

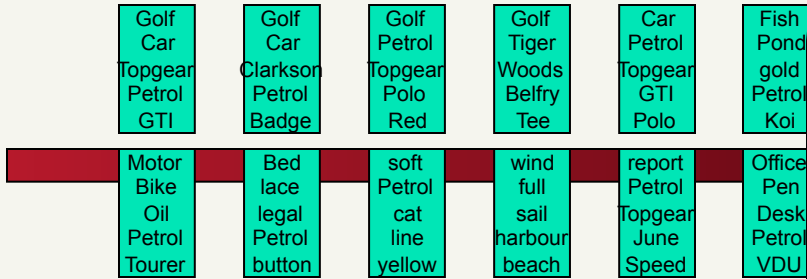


Rank of selected docs

Car  
 $2 * (20/3) = 13$   
Topgear  
 $2 * (20/3) = 13$   
Petrol  
 $3 * (20/16) = 4$

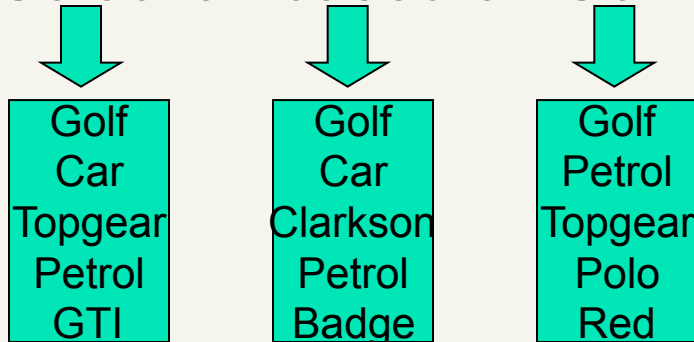
If we consider the co-occurring terms with higher  $tf*idf$ , **car** e **topgear** turn out to be related to **Golf** more than **petrol**

# 20 docs



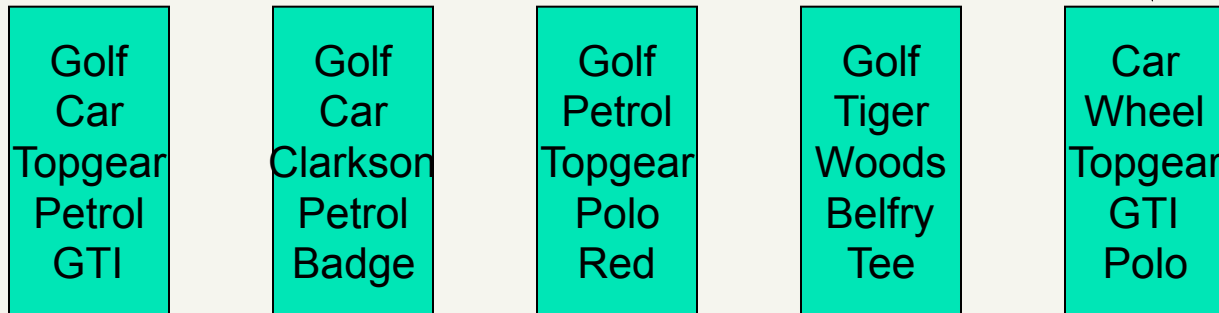
We now search with all the words in the "semantic domain" of Golf. The list of retrieved docs now is based on Golf and the other related words

## Selection based on 'Golf'



Tiger  
Woods  
Belfry  
Tee

## Selection based on the semantic domain of Golf



Car  
 $2 * (20/3) = 13$   
 Topgear  
 $2 * (20/3) = 13$   
 Petrol  
 $3 * (20/16) = 4$

20 docs

Golf  
Car  
Topgear  
Petrol  
GTI

Motor  
Bike  
Oil  
Petrol  
Tourer

Lupin  
Petrol  
Seed  
May  
April

Oil  
Petrol  
Work  
Time  
Lost

The co-occurrence based ranking improves the performance. Note that one of the most relevant doc does NOT include the word Golf, and a doc with a "spurious" sense disappears

rank of selected docs

Select

Golf  
Car  
Topgear  
Petrol  
GTI

Petrol  
Badge

Polo  
Red

Selection based on semantic domain

Golf  
Car  
Topgear  
Petrol  
GTI

Golf  
Car  
Clarkson  
Petrol  
Badge

Golf  
Petrol  
Topgear  
Polo  
Red

Golf  
Tiger  
Woods  
Belfry  
Tee

Car  
Wheel  
Topgear  
GTI  
Polo

Car  
 $2 * (20/3) = 13$   
Topgear  
 $2 * (20/3) = 13$   
Petrol  
 $3 * (20/16) = 4$

Rank

30

17

17

0

26

# Ranking with Latent Semantic Indexing

---

- Previous example just gives the intuition
- Latent Semantic Indexing is an **algebraic** method to identify clusters of co-occurring terms, called “latent topics”, and to compute query-doc similarity in a **latent space**, in which every coordinate is a latent topic.
- A “latent” quantity is one which cannot directly observed, what is observed is a measurement which may include some amount of random errors (topics are “latent” in this sense: we observe them, but they are an approximation of “true” semantic topics)
- Since it is an algebraic method, needs some linear algebra background

The LSI method: how to detect “topics”

---

# Linear Algebra Background

# Eigenvalues & Eigenvectors

- **Eigenvectors** (for a square  $m \times m$  matrix  $S$ )

$$\underline{A}\underline{v} = \lambda\underline{v}$$

(right) eigenvector  $\underline{v} \in \mathbb{R}^m \neq \underline{0}$

eigenvalue  $\lambda \in \mathbb{R}$

*Example*

$$\begin{pmatrix} 6 & -2 \\ 4 & 0 \end{pmatrix} \begin{pmatrix} 1 \\ 2 \end{pmatrix} = \begin{pmatrix} 2 \\ 4 \end{pmatrix} = 2 \begin{pmatrix} 1 \\ 2 \end{pmatrix}$$

$$\underline{A}\underline{v} = \lambda\underline{v}$$

- Def: A vector  $\underline{v} \in \mathbb{R}^n$ ,  $\underline{v} \neq \underline{0}$ , is an **eigenvector** of a matrix  $m \times m$   $A$  with corresponding **eigenvalue**  $\lambda$ , if:

$$\underline{A}\underline{v} = \lambda\underline{v}$$

# Algebraic method

- How many eigenvalues are there at most?

$$\mathbf{A}\underline{\mathbf{v}} = \lambda\underline{\mathbf{v}}$$

equation has a non-zero solution if  $|\mathbf{A} - \lambda\mathbf{I}| = 0$

$$\mathbf{A}\underline{\mathbf{v}} = \lambda\underline{\mathbf{v}} \iff (\mathbf{A} - \lambda\mathbf{I})\underline{\mathbf{v}} = \mathbf{0}$$

Where  $\mathbf{I}$  is the identity matrix  
this is a  $m$ -th order equation in  $\lambda$  which can have **at most  $m$  distinct solutions** (roots of the characteristic polynomial) - can be complex even though  $\mathbf{A}$  is real.



# Example of eigenvector/eigenvalues

---

$$A = \begin{pmatrix} 1 & -1 \\ 3 & 5 \end{pmatrix}, \quad v = \begin{pmatrix} 1 \\ -3 \end{pmatrix}, \quad \lambda = 4$$

$$A\underline{v} = \lambda\underline{v}$$

$$\begin{pmatrix} 1 & -1 \\ 3 & 5 \end{pmatrix} \begin{pmatrix} 1 \\ -3 \end{pmatrix} = 4 \begin{pmatrix} 1 \\ -3 \end{pmatrix}$$

$$\begin{pmatrix} 1 + (-3)(-1) \\ 3 + 5(-3) \end{pmatrix} = \begin{pmatrix} 4 \\ -12 \end{pmatrix}$$

$$\begin{pmatrix} 4 \\ -12 \end{pmatrix} = \begin{pmatrix} 4 \\ -12 \end{pmatrix}$$

# Example of computation

remember

$$\det M = |M| = \begin{vmatrix} a & b \\ c & d \end{vmatrix} = ad - bc$$

$$A = \begin{pmatrix} 1 & -1 \\ 3 & 5 \end{pmatrix}$$

$$\det(A - \lambda I) = 0$$

$$\begin{vmatrix} 1 & -1 \\ 3 & 5 \end{vmatrix} - \lambda \begin{vmatrix} 1 & 0 \\ 0 & 1 \end{vmatrix} = 0$$

2 and 4 are the eigenvalues of S

$$(1 - \lambda)(\lambda - 5) + 3 = 0$$

$$-6\lambda + 5 + 3 = 0$$

$$\lambda^2 - 6\lambda + 8 = 0$$

$$(\lambda - 4)(\lambda - 2) = 0$$

Characteristic polynomial

$$\begin{vmatrix} 1 & -1 \\ 3 & 5 \end{vmatrix} - \begin{vmatrix} \lambda & 0 \\ 0 & \lambda \end{vmatrix} = 0$$

$$\begin{vmatrix} 1 - \lambda & -1 \\ 3 & 5 - \lambda \end{vmatrix} = 0$$

$$\begin{pmatrix} 1 - 4 & -1 \\ 3 & 5 - 4 \end{pmatrix} \begin{pmatrix} \alpha \\ \beta \end{pmatrix} = \begin{pmatrix} 0 \\ 0 \end{pmatrix}$$

$$\begin{pmatrix} -3 & -1 \\ 3 & 1 \end{pmatrix} \begin{pmatrix} \alpha \\ \beta \end{pmatrix} = \begin{pmatrix} 0 \\ 0 \end{pmatrix}$$

$$\begin{cases} -3\alpha - \beta = 0 \\ 3\alpha + \beta = 0 \end{cases} \quad \beta = -3\alpha$$

$$\begin{pmatrix} 1 - 2 & -1 \\ 3 & 5 - 2 \end{pmatrix} \begin{pmatrix} \alpha \\ \beta \end{pmatrix} = \begin{pmatrix} 0 \\ 0 \end{pmatrix}$$

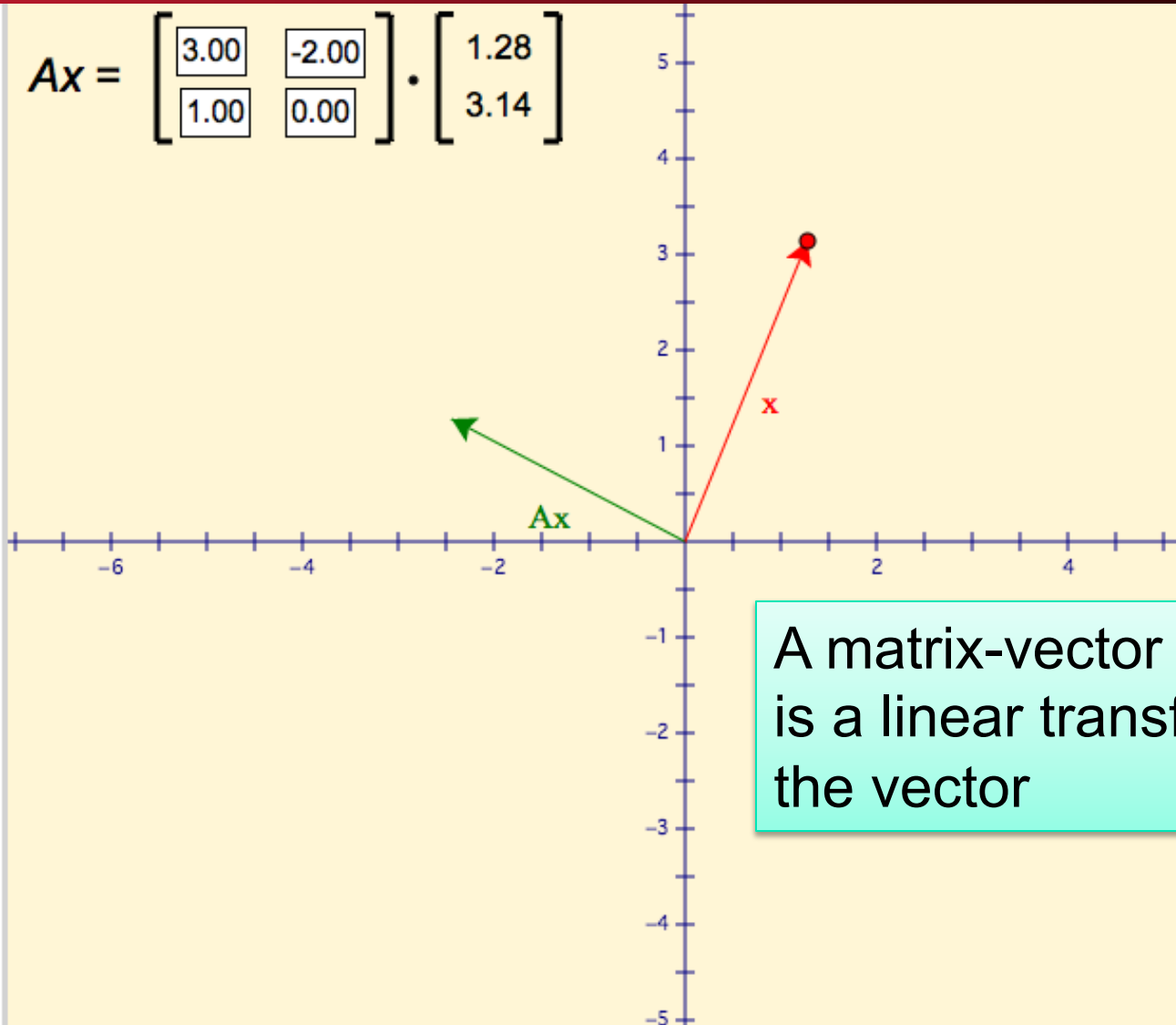
$$\begin{pmatrix} -1 & -1 \\ 3 & 3 \end{pmatrix} \begin{pmatrix} \alpha \\ \beta \end{pmatrix} = \begin{pmatrix} 0 \\ 0 \end{pmatrix}$$

$$\begin{cases} -\alpha - \beta = 0 \\ 3\alpha + 3\beta = 0 \end{cases} \quad \alpha = -\beta$$

Note that we compute only the **DIRECTION** of eigenvectors

# Geometric interpretation

$$Ax = \begin{bmatrix} \boxed{3.00} & \boxed{-2.00} \\ \boxed{1.00} & \boxed{0.00} \end{bmatrix} \cdot \begin{bmatrix} 1.28 \\ 3.14 \end{bmatrix}$$



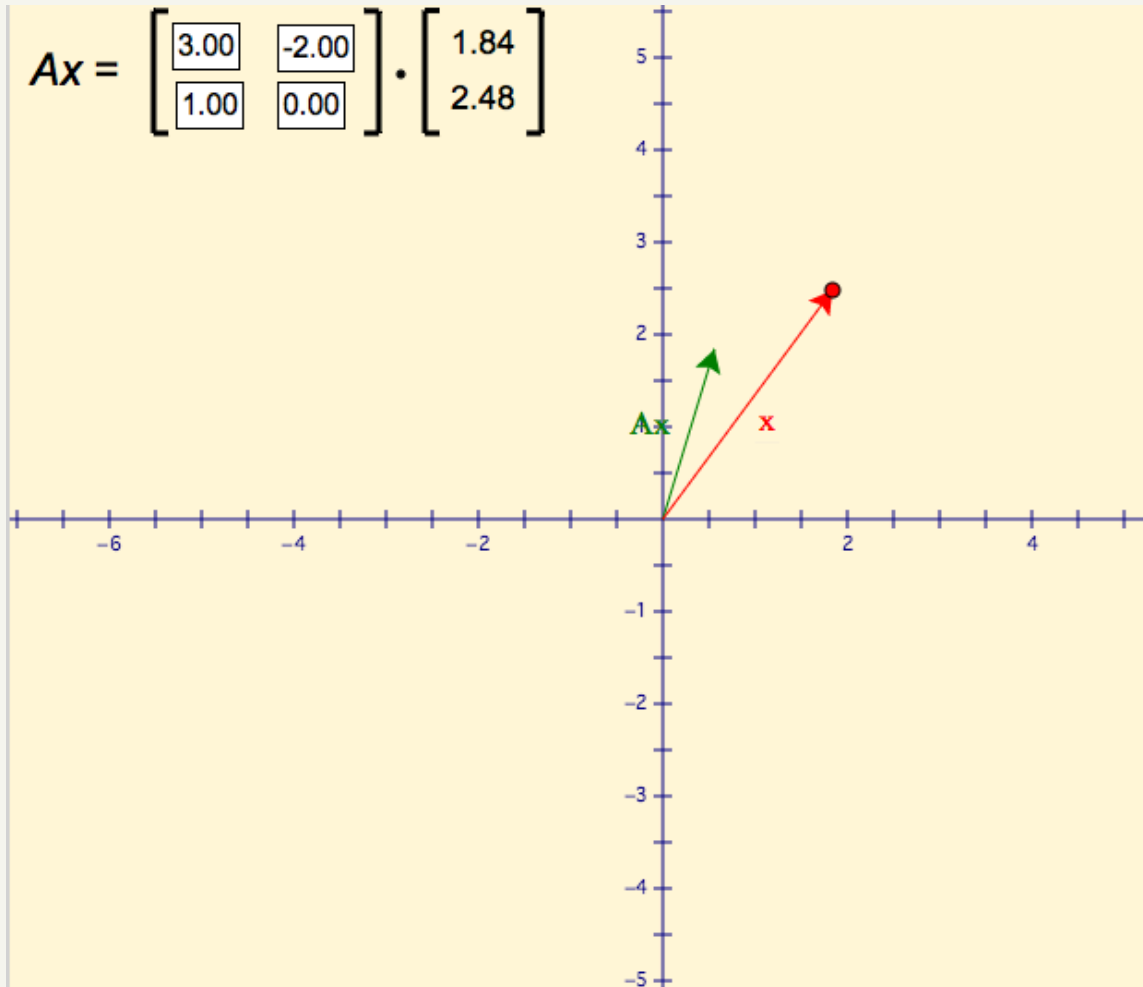
A matrix-vector multiplication  $Ax$  is a linear transformation over the vector

# Matrix vector multiplication

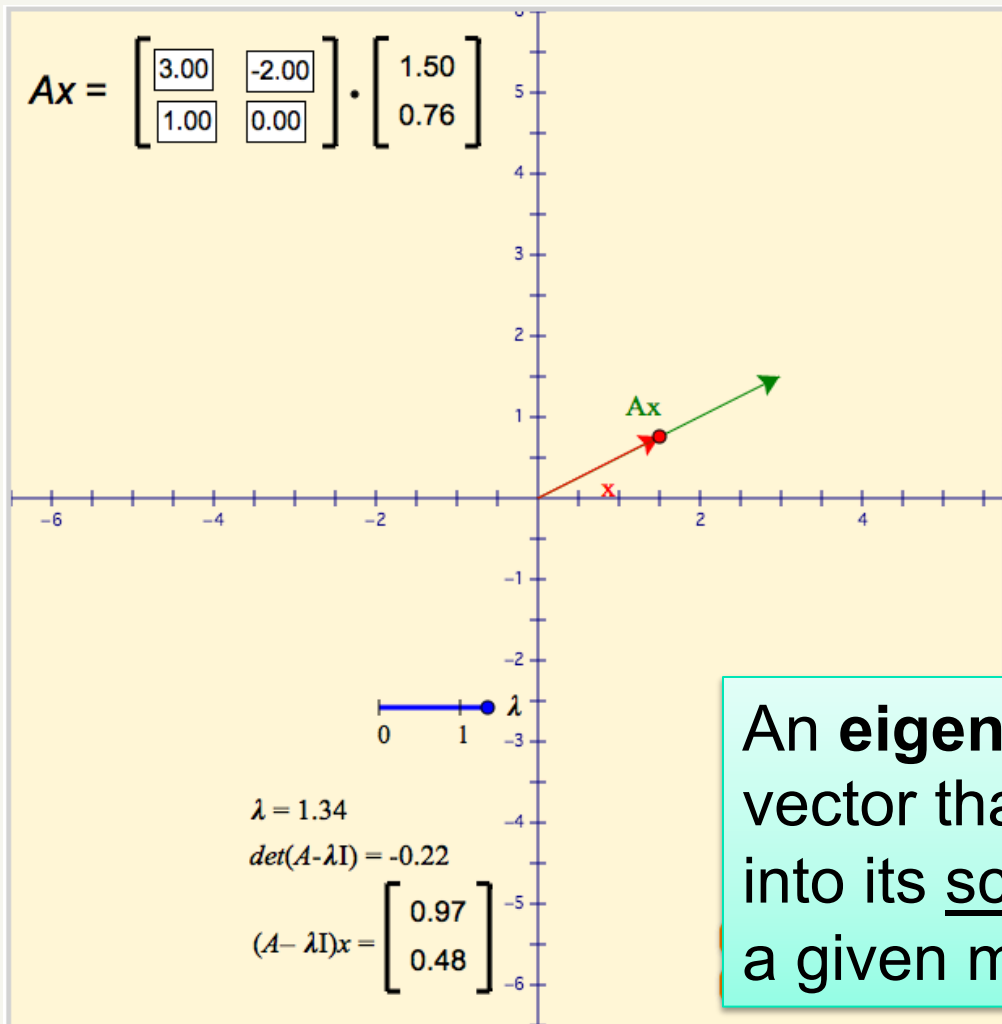
$$A\mathbf{x} = \begin{bmatrix} a_{11} & a_{12} & \dots & a_{1n} \\ a_{21} & a_{22} & \dots & a_{2n} \\ \vdots & \vdots & \vdots & \vdots \\ a_{m1} & a_{m2} & \dots & a_{mn} \end{bmatrix} \begin{bmatrix} x_1 \\ x_2 \\ \vdots \\ x_n \end{bmatrix} = \begin{bmatrix} a_{11}x_1 + a_{12}x_2 + \dots + a_{1n}x_n \\ a_{21}x_1 + a_{22}x_2 + \dots + a_{2n}x_n \\ \vdots \\ a_{m1}x_1 + a_{m2}x_2 + \dots + a_{mn}x_n \end{bmatrix}.$$

Matrix multiplication by a vector = a linear transformation of the initial vector, that implies **rotation** and **translation**

# Geometric interpretation



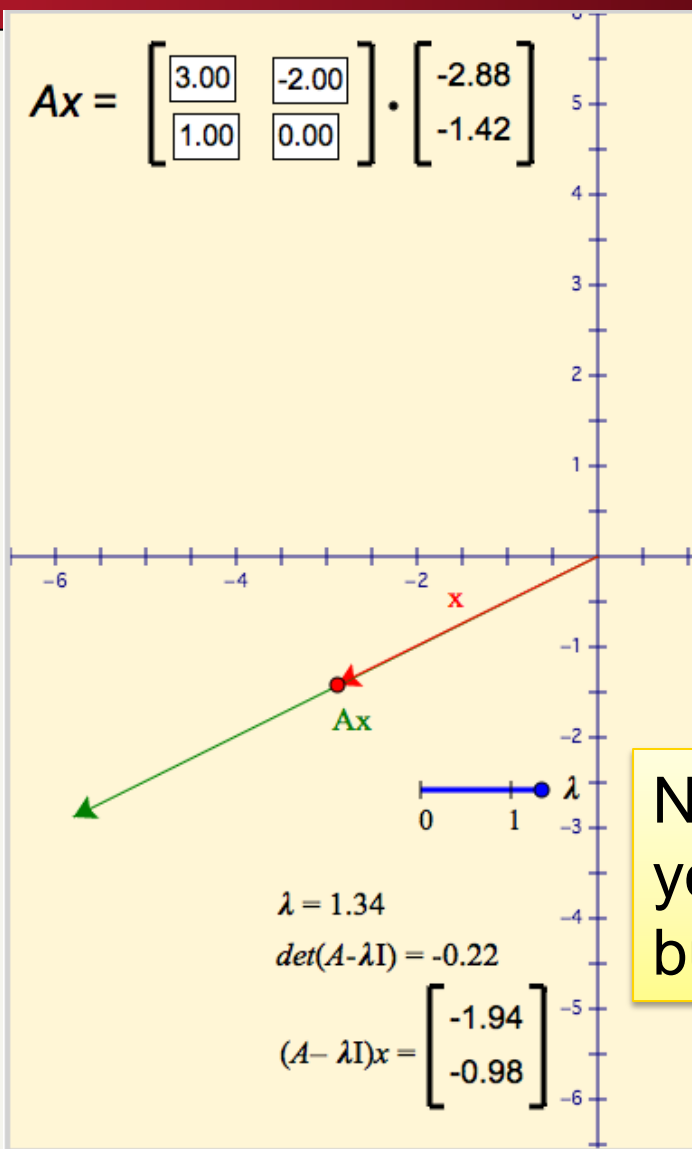
# Geometric interpretation



$$Ax = 1.34x = \lambda x$$

An **eigenvector** is a special vector that is transformed into its scalar multiple under a given matrix (no rotation!)

# Geometric interpretation



Here we found another eigenvector for the matrix A

Note that for any single eigenvalue you have infinite eigenvectors, but they have **the same direction**

# Matrix-vector multiplication

- Eigenvectors of different eigenvalues are **linearly independent** (i.e.  $\forall \alpha_1 \dots \alpha_n \rightarrow \alpha_1 v_1 + \dots + \alpha_n v_n \neq 0$ )
- For **square normal** matrixes eigenvectors of different eigenvalues define an orthonormal space and they are orthogonal.
- A square matrix is NORMAL iff it commutes with its transpose, i.e.  $AA^T = A^T A$
- Example:

$$A = \begin{pmatrix} 1 & 1 & 0 \\ 0 & 1 & 1 \\ 1 & 0 & 1 \end{pmatrix} \rightarrow AA^T = \begin{pmatrix} 2 & 1 & 1 \\ 1 & 2 & 1 \\ 1 & 1 & 2 \end{pmatrix} = A^T A$$



# Difference between orthonormal and orthogonal?

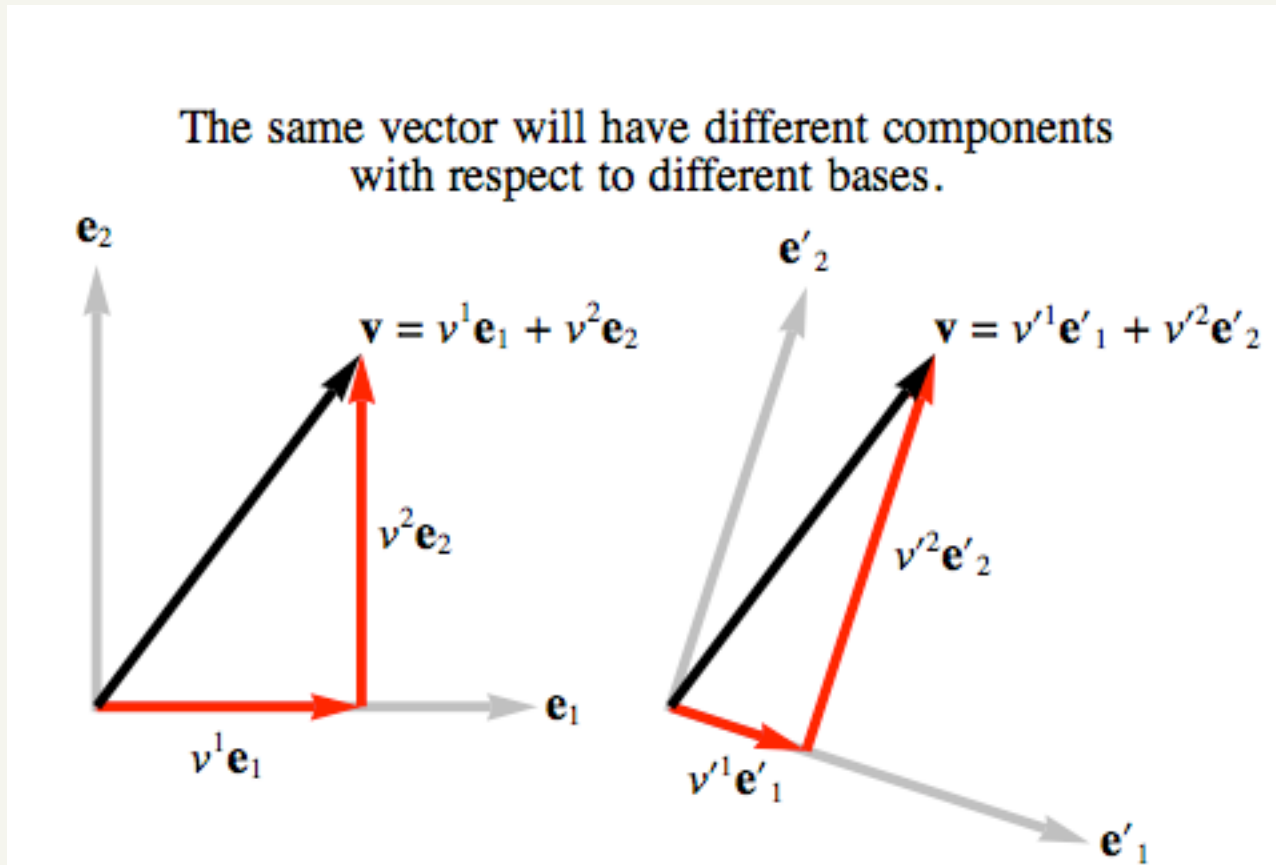
---

- Orthogonal mean that the dot product is null (the cosin of the angle is zero).  
Orthonormal mean that the dot product is null **and** the norm of the vectors is equal to 1.  
What we are actually saying is that eigenvectors define a set of DIRECTIONS wich are orthogonal.
- If two or more vectors are orthonormal they are also orthogonal but the inverse is not true.

# Why eigenvectors are orthonormal (if $A$ is symmetric square matrix)

$$\begin{aligned}\lambda_1(v_2 \cdot v_1) &= \lambda_1(v_2^T v_1) = (v_2^T \lambda_1 v_1) = (v_2^T A)v_1 = (A^T v_2)^T v_1 \\ &= (A v_2)^T v_1 = \lambda_2 v_2^T v_1 = \lambda_2(v_2 \cdot v_1) \\ &\Rightarrow (v_2 \cdot v_1) = 0 \text{ and } v_2 \perp v_1\end{aligned}$$

# Example: projecting a vector on 2 orthonormal spaces (or “bases”)



$e_1, e'_1, e_2, e'_2$  are **unary** vectors and  $v_1, v'_1, v_2, v'_2$  are the coordinates of  $v$  along the directions of  $e_1, e'_1, e_2, e'_2$

# The effect of a matrix-vector multiplication is governed by eigenvectors and eigenvalues

- A matrix-vector multiplication such as  $Ax$  ( $A$  normal matrix,  $x$  a **generic vector** as in the previous slide) can be rewritten in terms of the eigenvalues/vectors **of  $A$** . Example:

$$Ax = A(2v_1 + 4v_2 + 6v_3)$$

$$Ax = 2Av_1 + 4Av_2 + 6Av_3 = 2\lambda_1v_1 + 4\lambda_2v_2 + 6\lambda_3v_3$$

$$X = \begin{pmatrix} 2 \\ 4 \\ 6 \end{pmatrix}$$

- Where  $v_1, v_2, v_3$  are the (orthogonal) eigenvectors of  $A$
- **Note that:**

$$x = (x_1u_1 + x_2u_2 + x_3u_3) = (x_1v_1 + x_2v_2 + x_3v_3) = (x'_1u'_1 + x'_2u'_2 + x'_3u'_3)$$

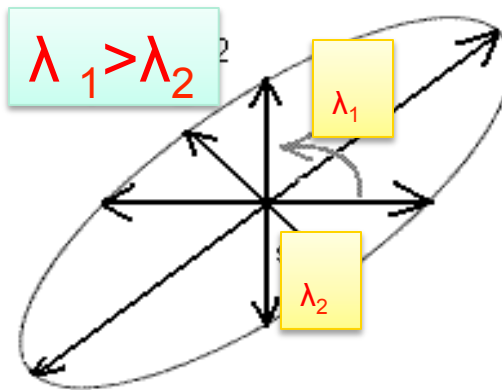
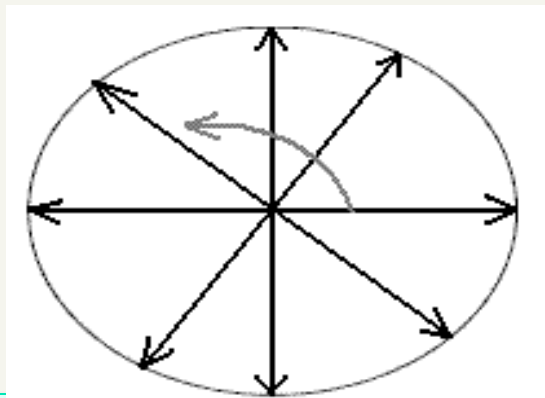
(original base  $x, y, z$ ) (new base defined by the eigenvectors of  $A$ )

- Even though  $x$  is an arbitrary vector, the action of  $A$  on  $x$  (transformation) is determined by the eigenvalues/vectors.
- Why?

# Geometric explanation

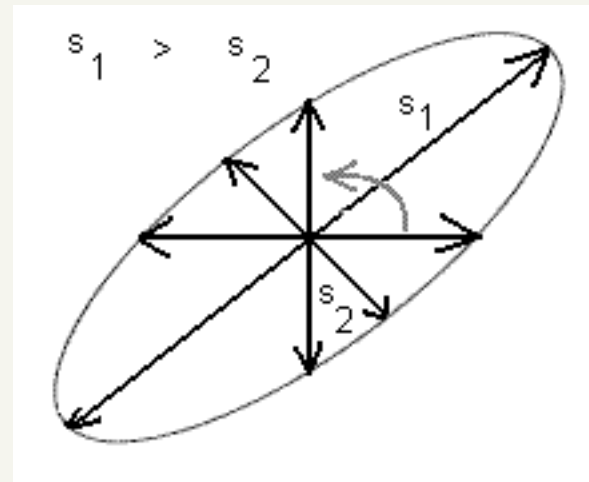
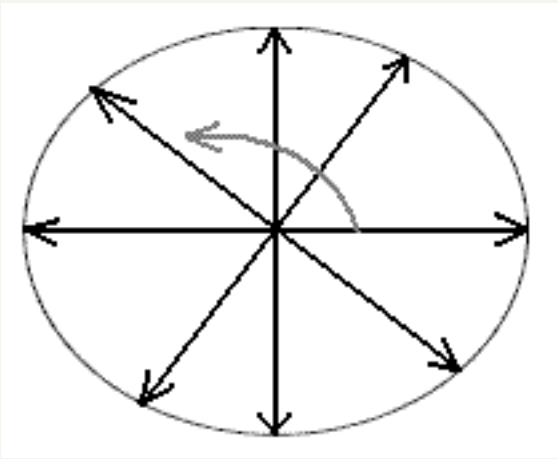
$\mathbf{x}$  is a generic vector with coordinates  $x_i$ ;  $\lambda_i, \mathbf{v}_i$  are the eigenvalues and eigenvectors of  $A$

$$A\mathbf{x} = x_1\lambda_1\mathbf{v}_1 + x_2\lambda_2\mathbf{v}_2 + x_3\lambda_3\mathbf{v}_3$$



Multiplying a matrix and a vector has two effects over the vector: **rotation** (the coordinates of the vector change) and **scaling** (the length changes). **The max compression and rotation depends on the matrix's eigenvalues  $\lambda_i$**

# Geometric explanation



In the distortion, the max effect **is played by the biggest eigenvalues** ( $s_1$  and  $s_2$  in the picture )

**The eigenvalues describe the distortion operated by the matrix on the original vector**

# Summary so far

- A matrix  $A$  has eigenvectors  $\mathbf{v}$  and eigenvalues  $\lambda$ , defined by  $A\mathbf{v}=\lambda\mathbf{v}$

- Eigenvalues can be computed as:

$$A\mathbf{v} = \lambda\mathbf{v} \iff (A - \lambda\mathbf{I})\mathbf{v} = \mathbf{0}$$

- We can compute only the the **direction** of eigenvectors, since for any eigenvalue there are infinite eigenvectors lying on the same direction
- If  $A$  is normal (i.e. if  $AA^T=A^TA$ ) then the eigenvector form an orthonormal basis
- The product of  $A$  by **ANY vector  $\mathbf{x}$**  is a linear transformation of  $\mathbf{x}$  where the **rotation** is determined by eigenvectors and the **translation** is determined by the eigenvalues. The biggest role in this transformation is played by the **biggest (principal) eigenvalues**.

# Eigen/diagonal Decomposition

- Let  $A$  be a **square** matrix with  $m$  **orthogonal eigenvectors** (hence,  $A$  is normal)
- **Theorem:** Exists an **eigen decomposition**
  - $A=U\Lambda U^{-1}$
  - $\Lambda$  is a diagonal matrix (all zero except the diagonal cells)  
$$\Lambda = \text{diag}(\lambda_1, \dots, \lambda_m), \quad \lambda_i \geq \lambda_{i+1}$$
- Columns of  $U$  are **eigenvectors** of  $A$
- Diagonal elements of  $\Lambda$  are **eigenvalues** of  $A$



# Diagonal decomposition: why/how

Let  $\mathbf{U}$  have the eigenvectors as columns: 
$$\mathbf{U} = \begin{bmatrix} \mathbf{v}_1 & \dots & \mathbf{v}_n \end{bmatrix}$$

Then,  $\mathbf{AU}$  can be written

$$\mathbf{AU} = \mathbf{A} \begin{bmatrix} \mathbf{v}_1 & \dots & \mathbf{v}_n \end{bmatrix} = \begin{bmatrix} \lambda_1 \mathbf{v}_1 & \dots & \lambda_n \mathbf{v}_n \end{bmatrix} = \begin{bmatrix} \mathbf{v}_1 & \dots & \mathbf{v}_n \end{bmatrix} \begin{bmatrix} \lambda_1 & & \\ & \dots & \\ & & \lambda_n \end{bmatrix}$$

Thus  $\mathbf{AU} = \mathbf{U}\mathbf{\Lambda}$ , or  $\mathbf{U}^{-1}\mathbf{AU} = \mathbf{\Lambda}$

And  $\mathbf{A} = \mathbf{U}\mathbf{\Lambda}\mathbf{U}^{-1}$ .

# Example

$$A = \begin{bmatrix} 1 & 0 \\ 1 & 3 \end{bmatrix}$$

$$AU = U\Lambda$$


$$A[\mathbf{v}_1 \mathbf{v}_2] = \begin{bmatrix} 1 & 0 \\ 1 & 3 \end{bmatrix} \begin{bmatrix} v_{11} & v_{21} \\ v_{12} & v_{22} \end{bmatrix} = \begin{bmatrix} v_{11} & v_{21} \\ v_{12} & v_{22} \end{bmatrix} \begin{bmatrix} \lambda_1 & 0 \\ 0 & \lambda_2 \end{bmatrix} = [\mathbf{v}_1 \mathbf{v}_2] \begin{bmatrix} \lambda_1 & 0 \\ 0 & \lambda_2 \end{bmatrix}$$

From this we compute  $\lambda_1=1$ ,  $\lambda_2=3$

$$\begin{bmatrix} 1 & 0 \\ 1 & 3 \end{bmatrix} \begin{bmatrix} v_{11} \\ v_{12} \end{bmatrix} = 1 \begin{bmatrix} v_{11} \\ v_{12} \end{bmatrix}$$

from which we get  $v_{11} = -2v_{12}$


$$\begin{bmatrix} 1 & 0 \\ 1 & 3 \end{bmatrix} \begin{bmatrix} v_{21} \\ v_{22} \end{bmatrix} = 3 \begin{bmatrix} v_{21} \\ v_{22} \end{bmatrix}$$

From which we get  $v_{21}=0$  and  $v_{22}$  any real

# Diagonal decomposition – example 2

Recall  $A = \begin{bmatrix} 2 & 1 \\ 1 & 2 \end{bmatrix}; \quad \lambda_1 = 1, \lambda_2 = 3.$

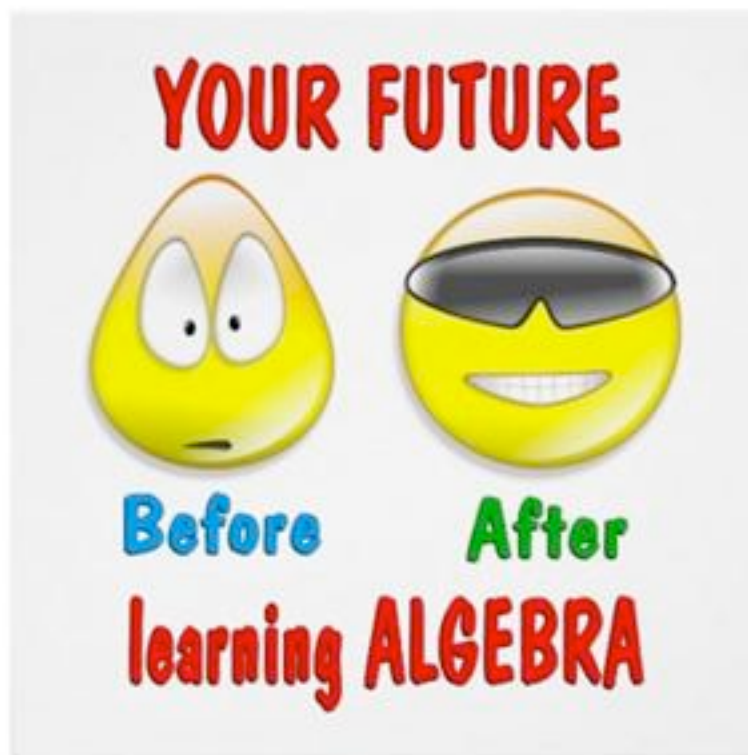
The eigenvectors  $\begin{pmatrix} 1 \\ -1 \end{pmatrix}$  and  $\begin{pmatrix} 1 \\ 1 \end{pmatrix}$  form  $U = \begin{bmatrix} 1 & 1 \\ -1 & 1 \end{bmatrix}$

Inverting, we have  $U^{-1} = \begin{bmatrix} 1/2 & -1/2 \\ 1/2 & 1/2 \end{bmatrix}$  

Then,  $A = U\Lambda U^{-1} = \begin{bmatrix} 1 & 1 \\ -1 & 1 \end{bmatrix} \begin{bmatrix} 1 & 0 \\ 0 & 3 \end{bmatrix} \begin{bmatrix} 1/2 & -1/2 \\ 1/2 & 1/2 \end{bmatrix}$  35

# So what?

- What do these matrices have to do with Information Retrieval and document ranking?
- Recall  $M \times N$  term-document matrices ...
- But everything is **normal** – one last normal and learn



# Singular Value Decomposition for non-square matrixes

For a non-square  $M \times N$  matrix  $\mathbf{A}$  of rank  $r$  there exists a factorization (Singular Value Decomposition = **SVD**) as follows:

$$A = U \Sigma V^T$$

$M \times M$     $M \times N$     $V$  is  $N \times N$

The columns of  $\mathbf{U}$  are orthogonal eigenvectors of  $\mathbf{A}\mathbf{A}^T$  (*left singular vectors*).

The columns of  $\mathbf{V}$  are orthogonal eigenvectors of  $\mathbf{A}^T\mathbf{A}$  (right singular eigenvector). NOTE THAT  $\mathbf{A}\mathbf{A}^T$  and  $\mathbf{A}^T\mathbf{A}$  are square symmetric (and hence **NORMAL**)

Eigenvalues  $\lambda_1 \dots \lambda_r$  of  $\mathbf{A}\mathbf{A}^T =$  eigenvalues of  $\mathbf{A}^T\mathbf{A}$  and:  $\sigma_i = \sqrt{\lambda_i}$

$$\Sigma = \text{diag}(\sigma_1 \dots \sigma_r) \leftarrow \text{Singular values of } \mathbf{A}$$

# An example

Find the SVD of  $A$ ,  $U\Sigma V^T$ , where  $A = \begin{pmatrix} 3 & 2 & 2 \\ 2 & 3 & -2 \end{pmatrix}$

$$A = U\Sigma V^T = U \begin{pmatrix} 5 & 0 & 0 \\ 0 & 3 & 0 \end{pmatrix} \begin{pmatrix} 1/\sqrt{2} & 1/\sqrt{2} & 0 \\ 1/\sqrt{18} & -1/\sqrt{18} & 4/\sqrt{18} \\ 2/3 & -2/3 & -1/3 \end{pmatrix}$$

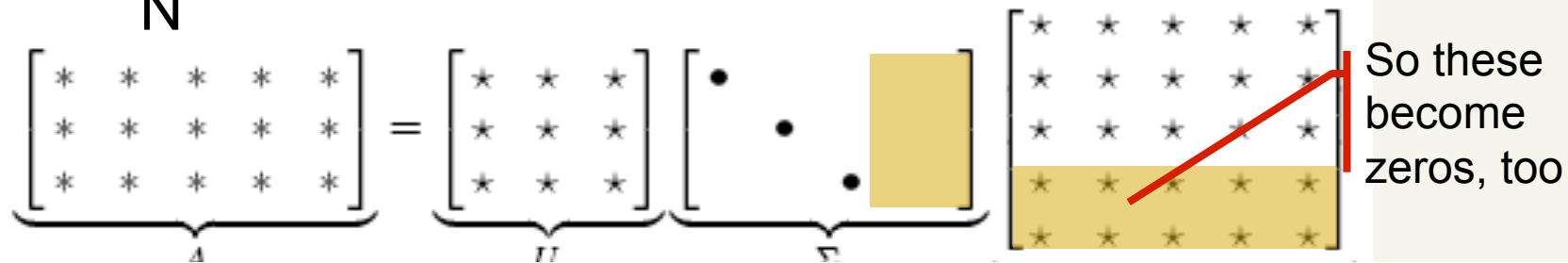
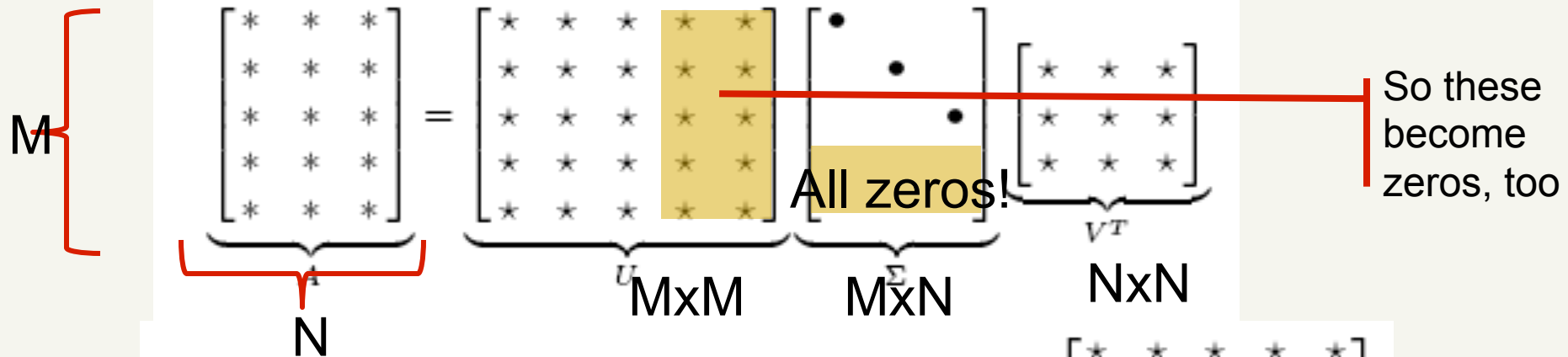
$$A = U\Sigma V^T = \begin{pmatrix} 1/\sqrt{2} & 1/\sqrt{2} \\ 1/\sqrt{2} & -1/\sqrt{2} \end{pmatrix} \begin{pmatrix} 5 & 0 & 0 \\ 0 & 3 & 0 \end{pmatrix} \begin{pmatrix} 1/\sqrt{2} & 1/\sqrt{2} & 0 \\ 1/\sqrt{18} & -1/\sqrt{18} & 4/\sqrt{18} \\ 2/3 & -2/3 & -1/3 \end{pmatrix}$$

$$\begin{pmatrix} 0 \\ 0 \end{pmatrix} \quad \begin{pmatrix} 4/\sqrt{18} \\ 0 \\ 0 \end{pmatrix}$$

$$v_3 = \begin{pmatrix} 2/3 \\ -2/3 \\ -1/3 \end{pmatrix}$$

# Singular Value Decomposition

- Illustration of SVD dimensions and sparseness



$$\begin{pmatrix} 3 & 2 & 2 \\ 2 & 3 & -2 \end{pmatrix} = \begin{pmatrix} 1/\sqrt{2} & 1/\sqrt{2} \\ 1/\sqrt{2} & -1/\sqrt{2} \end{pmatrix} \begin{pmatrix} 5 & 0 & 0 \\ 0 & 3 & 0 \end{pmatrix} \begin{pmatrix} 1/\sqrt{2} & 1/\sqrt{2} & 0 \\ 1/\sqrt{18} & -1/\sqrt{18} & 4/\sqrt{18} \\ 2/3 & -2/3 & -1/3 \end{pmatrix}$$

# Back to matrix-vector multiplication

---

- Remember what we said? In a matrix vector multiplication the biggest role is played by the biggest eigenvalues
- The diagonal matrix  $\Sigma$  has the eigenvalues of  $A^T A$  (called the singular values of  $A$ ) in decreasing order along the diagonal
- We can therefore apply an **approximation** by setting  $\sigma_i=0$  if  $\sigma_i \leq \theta$  and only consider the first  $k$  singular values



# Reduced SVD

- If we retain only  $k$  highest singular values, and set the rest to 0, then **we don't need the matrix parts in red**
- Then  $\Sigma$  is  $k \times k$ ,  $U$  is  $M \times k$ ,  $V^T$  is  $k \times N$ , and  $A_k$  is  $M \times N$
- This is referred to as the **reduced SVD, or rank  $k$  approximation**

Now all the red and yellow parts are zeros!!

$$\begin{bmatrix} * & * & * & * & * \\ * & * & * & * & * \\ * & * & * & * & * \end{bmatrix} = \begin{bmatrix} * & * & * \\ * & * & * \\ * & * & * \end{bmatrix} \begin{bmatrix} \bullet & & \\ & k & \\ & & \bullet \end{bmatrix} \begin{bmatrix} * & * & * & * & * \\ * & * & * & * & * \\ * & * & * & * & * \end{bmatrix}$$

# Let's recap

$M < N$

$$\underbrace{\begin{bmatrix} * & * & * & * & * \\ * & * & * & * & * \\ * & * & * & * & * \end{bmatrix}}_A = \underbrace{\begin{bmatrix} * & * & * \\ * & * & * \\ * & * & * \end{bmatrix}}_U \underbrace{\begin{bmatrix} \bullet & & & & \\ & \bullet & & & \\ & & \bullet & & \\ & & & \bullet & \\ & & & & \bullet \end{bmatrix}}_{\Sigma} \underbrace{\begin{bmatrix} * & * & * & * & * \\ * & * & * & * & * \\ * & * & * & * & * \\ * & * & * & * & * \\ * & * & * & * & * \end{bmatrix}}_{V^T}$$

$M > N$

$$\underbrace{\begin{bmatrix} * & * & * \\ * & * & * \\ * & * & * \\ * & * & * \end{bmatrix}}_A = \underbrace{\begin{bmatrix} * & * & * & * & * \\ * & * & * & * & * \\ * & * & * & * & * \\ * & * & * & * & * \end{bmatrix}}_U \underbrace{\begin{bmatrix} \bullet & & & & \\ & \bullet & & & \\ & & \bullet & & \\ & & & \bullet & \\ & & & & \bullet \end{bmatrix}}_{\Sigma} \underbrace{\begin{bmatrix} * & * & * \\ * & * & * \\ * & * & * \end{bmatrix}}_{V^T}$$

Since the yellow part is zero, an **exact** representation of A is:

$$A = \sigma_1 u_1 v_1^T + \sigma_2 u_2 v_2^T + \dots + \sigma_r u_r v_r^T$$

$$r = \min(M, N)$$

But “for some”  $k < r$ , a **good approximation** is:

$$A_k = \sigma_1 u_1 v_1^T + \sigma_2 u_2 v_2^T + \dots + \sigma_k u_k v_k^T$$

# Example of rank approximation

$$\begin{bmatrix} 1 & 0 & 0 & 0 & 2 \\ 0 & 0 & 3 & 0 & 0 \\ 0 & 0 & 0 & 1 & 0 \\ 0 & 4 & 0 & 0 & 0 \end{bmatrix} = \begin{bmatrix} 0 & 0 & 1 & 0 & 0 \\ 0 & 1 & 0 & 0 & 0 \\ 0 & 0 & 0 & -1 & 0 \\ 1 & 0 & 0 & 0 & 0 \end{bmatrix} \times \begin{bmatrix} 4 & 0 & 0 & 0 & 0 \\ 0 & 3 & 0 & 0 & 0 \\ 0 & 0 & \sqrt{5} & 0 & 0 \\ 0 & 0 & 0 & 1 & 0 \end{bmatrix} \times \begin{bmatrix} 0 & 1 & 0 & 0 & 0 \\ 0 & 0 & 1 & 0 & 0 \\ \sqrt{0.2} & 0 & 0 & 0 & \sqrt{0.8} \\ 0 & 0 & 0 & 1 & 0 \\ -\sqrt{0.8} & 0 & 0 & 0 & \sqrt{0.2} \end{bmatrix}$$

A

$$[A]^* = \begin{bmatrix} 001 \\ 010 \\ 000 \\ 100 \end{bmatrix} \times \begin{bmatrix} 400 \\ 030 \\ 00\sqrt{5} \end{bmatrix} \times \begin{bmatrix} 0 & 1 & 0 & 0 & 0 \\ 0 & 0 & 1 & 0 & 0 \\ \sqrt{0.2} & 0 & 0 & 0 & \sqrt{0.8} \end{bmatrix}$$

$$A^* = \begin{bmatrix} 0.981 & 0.000 & 0.000 & 0.000 & 1.985 \\ 0.000 & 0.000 & 3.000 & 0.000 & 0.000 \\ 0.000 & 0.000 & 0.000 & 0.000 & 0.000 \\ 0.000 & 4.000 & 0.000 & 0.000 & 0.000 \end{bmatrix} \cong A$$

# Approximation error

- How good (bad) is this approximation?
- It's the best possible, measured by the Frobenius norm of the error:

$$\min_{X:\text{rank}(X)=k} \|A - X\|_F = \|A - A_k\|_F = \sigma_{k+1} \quad \sigma_i = \sqrt{\lambda_i}$$

where the  $\sigma_i$  are ordered such that  $\sigma_i \geq \sigma_{i+1}$ .

- Suggests why Frobenius error drops as  $k$  increases.

# Images gives a better intuition (image = matrix of pixels)


---



**The original image**

# K=10

---



# K=20



$$\mathbf{A} = \sigma_1 \mathbf{u}_1 \mathbf{v}_1^T + \dots + \sigma_{20} \mathbf{u}_{20} \mathbf{v}_{20}^T$$

# K=30



$$\mathbf{A} = \sigma_1 \mathbf{u}_1 \mathbf{v}_1^T + \dots + \sigma_{50} \mathbf{u}_{50} \mathbf{v}_{50}^T$$



# K=100



$$\mathbf{A} = \sigma_1 \mathbf{u}_1 \mathbf{v}_1^T + \dots + \sigma_{100} \mathbf{u}_{100} \mathbf{v}_{100}^T$$

# K=322 (the original image)

---



**The original image**

We obtained our approximation by summing up only the first 100 terms of the singular value decomposition.

This approximation reduced the amount of information in our image by nearly **70% !!!**

**We save space!! But this is only one issue**

# So, finally, back to IR

---

- Our initial problem was:
  - the term-document ( $M \times N$ ) matrix  $A$  is highly sparse (has many zeros)
  - However, since groups of terms tend to co-occur together, can we identify the **semantic space** of these clusters of terms, and apply the vector space model in the semantic space defined by such clusters?
- What we learned so far:
  - Matrix  $A$  can be decomposed and rank  $k$  approximated using SVD
  - Does this help solving our initial problems?

# A is our term document matrix

- **Latent Semantic Indexing via the SVD**

$$A = U\Sigma V^T$$

$M \times M$     $M \times N$     $V$  is  $N \times N$

The columns of  $\mathbf{U}$  are orthogonal eigenvectors of  $\mathbf{AA}^T$ .

The columns of  $\mathbf{V}$  are orthogonal eigenvectors of  $\mathbf{A}^T\mathbf{A}$ .

Eigenvalues  $\lambda_1 \dots \lambda_r$  of  $\mathbf{AA}^T$  are the eigenvalues of  $\mathbf{A}^T\mathbf{A}$ .

- If  $A$  is a term/document matrix, then  $AA^T$  and  $A^T A$  are the (square) matrixes of **term** and **document** co-occurrences, repectively

# Meaning of $A^T A$ and $A A^T$

$$L = A A^T = \left( \begin{array}{c} \vdots \\ L_{ij} \\ \vdots \end{array} \right) = \underbrace{\left( \begin{array}{c} \vdots \\ A_{ik} \\ \vdots \end{array} \right)}_{A^T} \underbrace{\left( \begin{array}{c} \vdots \\ A_{kj} \\ \vdots \end{array} \right)}_A$$

Word i in doc k
Word j in doc k

$$L_{ij} = \sum_{k=1}^N A_{ik} A_{kj}^T = \sum_{k=1}^N A_{ik} A_{jk}$$

$L_{ij}$  depends on the number of documents  $d_k$  in which  $w_i$  and  $w_j$  co-occur (non-zero products of the sum)

Similarly,  $L^T_{ij}$  depends on the number of common documents for two word pairs (or vice-versa if  $A$  is a document-term matrix rather than term-document)

# Example

---

Example of text data: Titles of Some Technical Memos

- c1: *Human machine interface for ABC computer applications*
- c2: *A survey of user opinion of computer system response time*
- c3: *The EPS user interface management system*
- c4: *System and human system engineering testing of EPS*
- c5: *Relation of user perceived response time to error measurement*
  
- m1: *The generation of random, binary, ordered trees*
- m2: *The intersection graph of paths in trees*
- m3: *Graph minors IV: Widths of trees and well-quasi-ordering*
- m4: *Graph minors: A survey*





# Term co-occurrences example

|                  | c1 | c2 | c3 | c4 | c5 | m1 | m2 | m3 | m4 |
|------------------|----|----|----|----|----|----|----|----|----|
| <b>human</b>     | 1  | 0  | 0  | 1  | 0  | 0  | 0  | 0  | 0  |
| <b>interface</b> | 1  | 0  | 1  | 0  | 0  | 0  | 0  | 0  | 0  |
| <b>computer</b>  | 1  | 1  | 0  | 0  | 0  | 0  | 0  | 0  | 0  |
| <b>user</b>      | 0  | 1  | 1  | 0  | 1  | 0  | 0  | 0  | 0  |
| <b>system</b>    | 0  | 1  | 1  | 2  | 0  | 0  | 0  | 0  | 0  |
| <b>response</b>  | 0  | 1  | 0  | 0  | 1  | 0  | 0  | 0  | 0  |
| <b>time</b>      | 0  | 1  | 0  | 0  | 1  | 0  | 0  | 0  | 0  |
| <b>EPS</b>       | 0  | 0  | 1  | 1  | 0  | 0  | 0  | 0  | 0  |
| <b>survey</b>    | 0  | 1  | 0  | 0  | 0  | 0  | 0  | 0  | 1  |
| <b>trees</b>     | 0  | 0  | 0  | 0  | 0  | 1  | 1  | 1  | 0  |
| <b>graph</b>     | 0  | 0  | 0  | 0  | 0  | 0  | 1  | 1  | 1  |
| <b>minors</b>    | 0  | 0  | 0  | 0  | 0  | 0  | 0  | 1  | 1  |

$$L_{\text{trees,graph}} = (000001110) \cdot (000000111)^T = 2$$

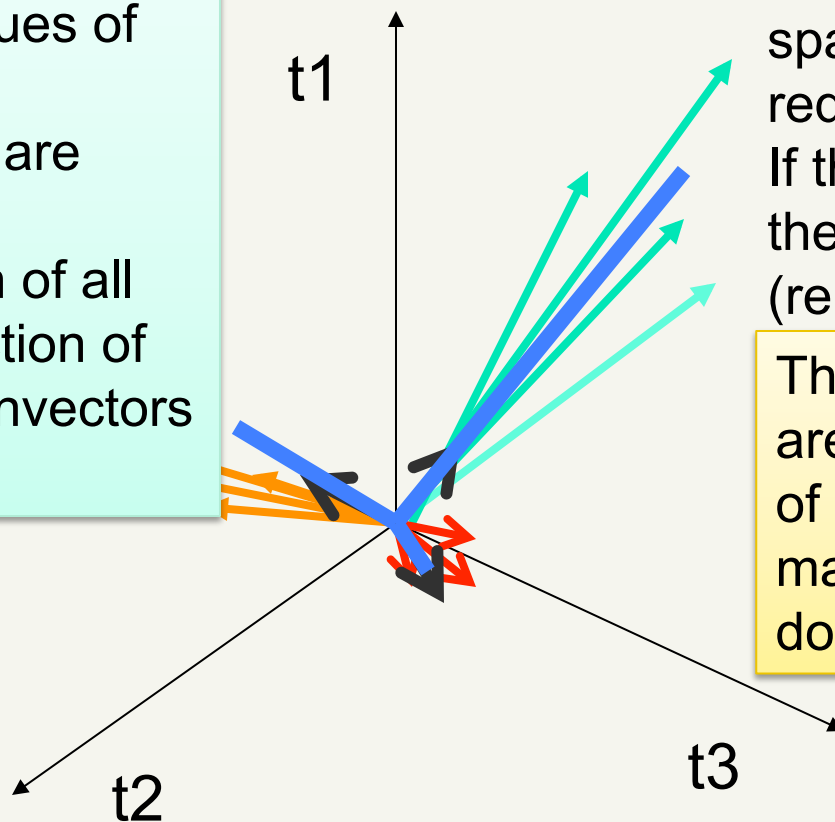
# So the matrix $L=AA^T$ is the matrix of term co-occurrences

---

- **Remember:** eigenvectors of a matrix define an orthonormal space
- **Remember:** bigger eigenvalues define the “main” directions of this space
- **But:** Matrixes  $L$  and  $L^T$  are SIMILARITY matrixes (respectively, of terms and of documents). They define a SIMILARITY SPACE (the orthonormal space of their eigenvectors)
- **If the matrix elements are word co-occurrences, bigger eigenvalues are associated to bigger groups of similar words**
- **Similarly, bigger eigenvalues of  $L^T=A^T A$  are associated with bigger groups of similar documents (those in which co-occur the same terms)**

# LSI: the intuition

The blue segments give the intuition of eigenvalues of  $L^T = A^T A$ . Bigger eigenvalues are those for which the projection of all vectors on the direction of correspondent eigenvectors is higher.



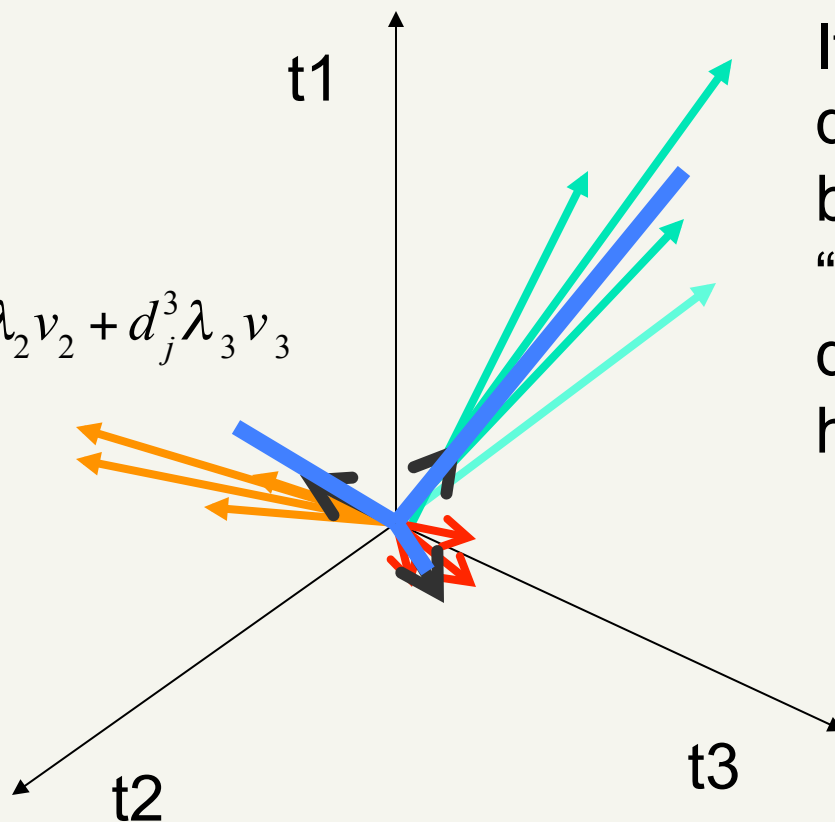
Projecting  $A$  in the term space: green, yellow and red vectors are documents. If they form small angles, they have common words (remember cosin-sim)

The black vector are the unary eigenvector of  $L^T$ : they represent the main "directions" of the document vectors

# LSI intuition

$$\vec{d}_j = (d_j^1, d_j^2, d_j^3)$$

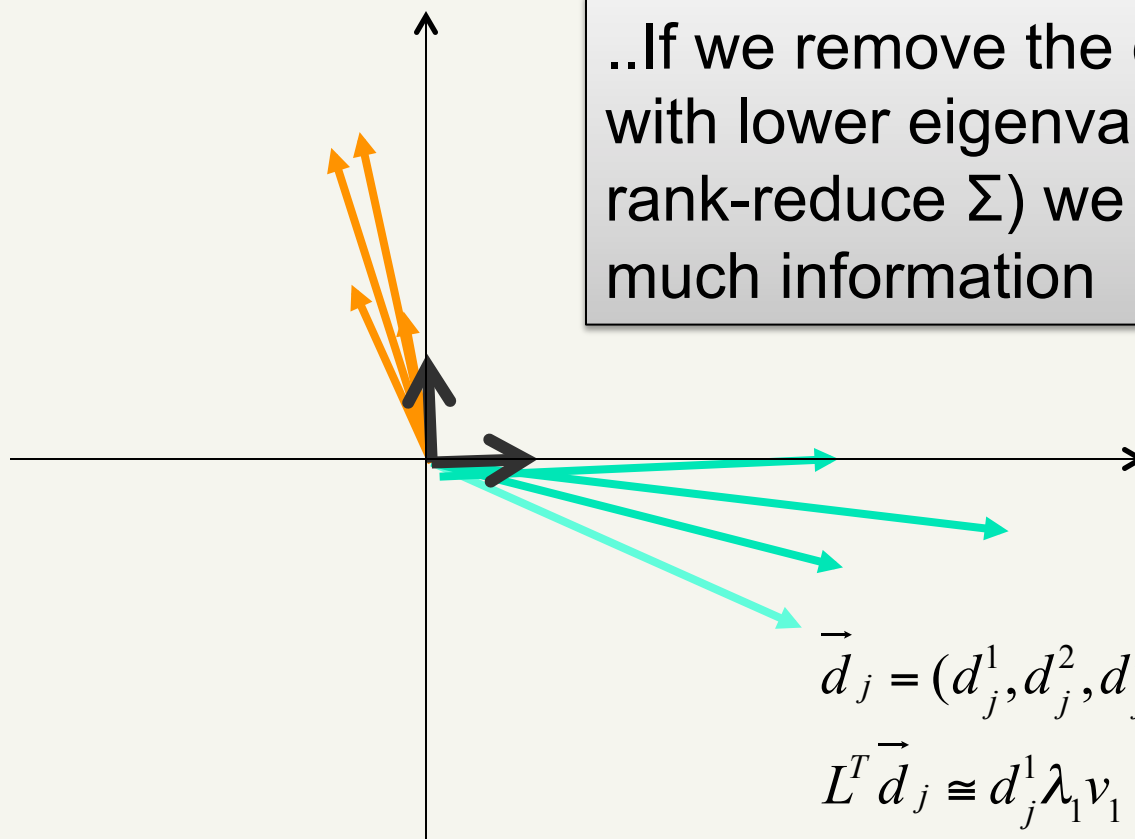
$$L^T \vec{d}_j = d_j^1 \lambda_1 v_1 + d_j^2 \lambda_2 v_2 + d_j^3 \lambda_3 v_3$$



If we multiply all document vectors by  $L^T = A^T A$ , their “distorsion” is mostly determined by the highest eigenvalues

We now project our document vectors on the reference orthonormal system represented by the 3 black vectors

# LSI intuition



Remember that the two “new” axis represent a combination of co-occurring words e.g. a **latent semantic space**

# Example

|    | d1    | d2    | d3    | d4    |
|----|-------|-------|-------|-------|
| t1 | 1.000 | 1.000 | 0.000 | 0.000 |
| t2 | 1.000 | 0.000 | 0.000 | 0.000 |
| t3 | 0.000 | 0.000 | 1.000 | 1.000 |
| t4 | 0.000 | 0.000 | 1.000 | 1.000 |

We project terms and docs on two dimensions, **v1** and **v2** (the principal eigenvectors)

|        |        |        |        |       |       |
|--------|--------|--------|--------|-------|-------|
| 0.000  | -0.851 | -0.526 | 0.000  | 2.000 | 0.000 |
| 0.000  | -0.526 | 0.851  | 0.000  | 0.000 | 1.618 |
| -0.707 | 0.000  | 0.000  | -0.707 | X     |       |
| -0.707 | 0.000  | 0.000  | 0.707  |       |       |

|        |        |        |        |       |
|--------|--------|--------|--------|-------|
| 0.000  | 0.000  | -0.707 | -0.707 |       |
| -0.851 | -0.526 | 0.000  | 0.000  |       |
| X      | 0.526  | -0.851 | 0.000  | 0.000 |
|        | 0.000  | 0.000  | -0.707 | 0.707 |

Note that the direction of each eigenvector is determined by the direction of just two terms: (t1,t2) or (t3,t4)

matrix

|       |       |       |       |
|-------|-------|-------|-------|
| 0.000 | 0.000 | 1.000 | 1.000 |
| 0.000 | 0.000 | 1.000 | 1.000 |

coordinates. s1:(t1,t2) and s2:(t3,t4)

Even if t2 does not occur in d2, now if we query with t2 the system will return also d2!!

# Co-occurrence space

---

- In principle, the space of document or term co-occurrences is much (much!) higher than the original space of terms!!
- But with SVD we consider only the most relevant ones, through **rank reduction**

$$A = U \Sigma V^T \cong U_k \Sigma_k V_k^T = A_k$$

# Summary so-far

---

- We compute the SVD rank-k approximation for the term-document matrix  $A$
- This approximation is based on considering only the principal eigenvalues of the term co-occurrence and document similarity matrixes ( $L=AA^T$  and  $L^T=A^T A$ )
- The eigenvectors of the eigenvalues of  $L=AA^T$  and  $L^T=A^T A$  represent the main “directions” identified by term vectors and document vectors, respectively.



# LSI: what are the steps

- From term-doc matrix  $A$ , compute the approximation  $A_k$  with SVD
- Project docs and queries in a space of  $k \ll r$  dimensions (the  $k$  “survived” eigenvectors) and compute cos-similarity as usual
  - These dimensions are **not** the original axes (terms), but those defined by the orthonormal space of the reduced matrix  $A_k$

$$A\vec{q} \cong A_k\vec{q} = \sigma_1 q_1 \vec{v}_1 + \sigma_2 q_2 \vec{v}_2 + \dots \sigma_k q_k \vec{v}_k$$

Where  $\sigma_i q_i$  ( $i=1,2..k \ll r$ ) are the new coordinates of  $q$  in the orthonormal space of  $A_k$

# Projecting terms documents and queries in the LS space

$$\begin{array}{c}
 \boxed{A} \\
 (d_j) \\
 \downarrow \\
 \begin{bmatrix} x_{1,1} & \dots & x_{1,n} \\ \vdots & \ddots & \vdots \\ x_{m,1} & \dots & x_{m,n} \end{bmatrix}
 \end{array}
 =
 \begin{array}{c}
 U \\
 \downarrow \\
 \begin{bmatrix} \vdots \\ \mathbf{u}_1 \\ \vdots \\ \mathbf{u}_l \end{bmatrix}
 \end{array}
 \begin{array}{c}
 \Sigma \\
 \downarrow \\
 \begin{bmatrix} \sigma_1 & \dots & 0 \\ \vdots & \ddots & \vdots \\ 0 & \dots & \sigma_l \end{bmatrix}
 \end{array}
 \begin{array}{c}
 V^T \\
 (\hat{d}_j) \\
 \downarrow \\
 \begin{bmatrix} \mathbf{v}_1 \\ \vdots \\ \mathbf{v}_l \end{bmatrix}
 \end{array}$$

$(\mathbf{t}_i^T) \rightarrow$  (row of  $A$ )  $=$   $(\hat{\mathbf{t}}_i^T) \rightarrow$  (row of  $U$ )

If  $A=U\Sigma V^T$  we also have that:

$$\begin{aligned}
 V &= A^T U \Sigma^{-1} \\
 t &= t'^T \Sigma V^T \\
 d &= d'^T U \Sigma^{-1} \\
 q &= q'^T U \Sigma^{-1}
 \end{aligned}$$

After rank k-approximation :

$$\begin{aligned}
 A &\approx A_k = U_k \Sigma_k V_k^T \\
 d_k &\approx d^T U_k \Sigma_k^{-1} \\
 q_k &\approx q^T U_k \Sigma_k^{-1} \\
 \text{sim}(q, d) &= \\
 &\text{sim}(q^T U_k \Sigma_k^{-1}, \\
 &d^T U_k \Sigma_k^{-1})
 \end{aligned}$$

Consider a term-doc matrix  $M \times N$   
( $M=11$ ,  $N=3$ ) and a query  $q$

| Terms    | d1 | d2 | d3 | query |
|----------|----|----|----|-------|
| a        | 1  | 1  | 1  | 0     |
| arrived  | 0  | 1  | 1  | 0     |
| damaged  | 1  | 0  | 0  | 0     |
| delivery | 0  | 1  | 0  | 0     |
| fire     | 1  | 0  | 0  | 0     |
| gold     | 1  | 0  | 1  | 1     |
| in       | 1  | 1  | 1  | 0     |
| of       | 1  | 1  | 1  | 0     |
| shipment | 1  | 0  | 1  | 0     |
| silver   | 0  | 2  | 0  | 1     |
| truck    | 0  | 1  | 1  | 1     |

# 1. Compute SVD: $A = U\Sigma V^T$

$$U = \begin{bmatrix} -0.4201 & 0.0748 & -0.0460 \\ -0.2995 & -0.2001 & 0.4078 \\ -0.1206 & 0.2749 & -0.4538 \\ -0.1576 & -0.3046 & -0.2006 \\ -0.1206 & 0.2749 & -0.4538 \\ -0.2626 & 0.3794 & 0.1547 \\ -0.4201 & 0.0748 & -0.0460 \\ -0.4201 & 0.0748 & -0.0460 \\ -0.2626 & 0.3794 & 0.1547 \\ -0.3151 & -0.6093 & -0.4013 \\ -0.2995 & -0.2001 & 0.4078 \end{bmatrix}$$

$$S = \begin{bmatrix} 4.0989 & 0.0000 & 0.0000 \\ 0.0000 & 2.3616 & 0.0000 \\ 0.0000 & 0.0000 & 1.2737 \end{bmatrix}$$

$$V = \begin{bmatrix} -0.4945 & 0.6492 & -0.5780 \\ -0.6458 & -0.7194 & -0.2556 \\ -0.5817 & 0.2469 & 0.7750 \end{bmatrix}$$

$$V^T = \begin{bmatrix} -0.4945 & -0.6458 & -0.5817 \\ 0.6492 & -0.7194 & 0.2469 \\ -0.5780 & -0.2556 & 0.7750 \end{bmatrix}$$

## 2. Obtain a low rank approximation

$$(k=2) A_k = U_k \Sigma_k V_k^T$$

$$U = \begin{bmatrix} -0.4201 & 0.0748 \\ -0.2995 & -0.2001 \\ -0.1206 & 0.2749 \\ -0.1576 & -0.3046 \\ -0.1206 & 0.2749 \\ -0.2626 & 0.3794 \\ -0.4201 & 0.0748 \\ -0.4201 & 0.0748 \\ -0.2626 & 0.3794 \\ -0.3151 & -0.6093 \\ -0.2995 & -0.2001 \end{bmatrix}$$

$$S = \begin{bmatrix} 4.0989 & 0.0000 \\ 0.0000 & 2.3616 \end{bmatrix}$$

“latent” 2-dimensional  
term- similarity space

$$V = \begin{bmatrix} -0.4945 & 0.6492 \\ -0.6458 & -0.7194 \\ -0.5817 & 0.2469 \end{bmatrix}$$

$$V^T = \begin{bmatrix} -0.4945 & -0.6458 & -0.5817 \\ 0.6492 & -0.7194 & 0.2469 \end{bmatrix}$$

“latent” document-  
similarity space

## 3a. Compute doc/query similarity

---

- For  $N$  documents,  $A_k$  has  $N$  columns, each representing the coordinates of a document  $d_i$  projected in the  $k$  LSI dimensions
- A query is considered like a document, and is projected in the LSI space

# 3c. Compute the query vector

$$q_k = q^T U_k \Sigma_k^{-1}$$

$q = [0 \ 0 \ 0 \ 0 \ 0 \ 1 \ 0 \ 0 \ 0 \ 1 \ 1]$

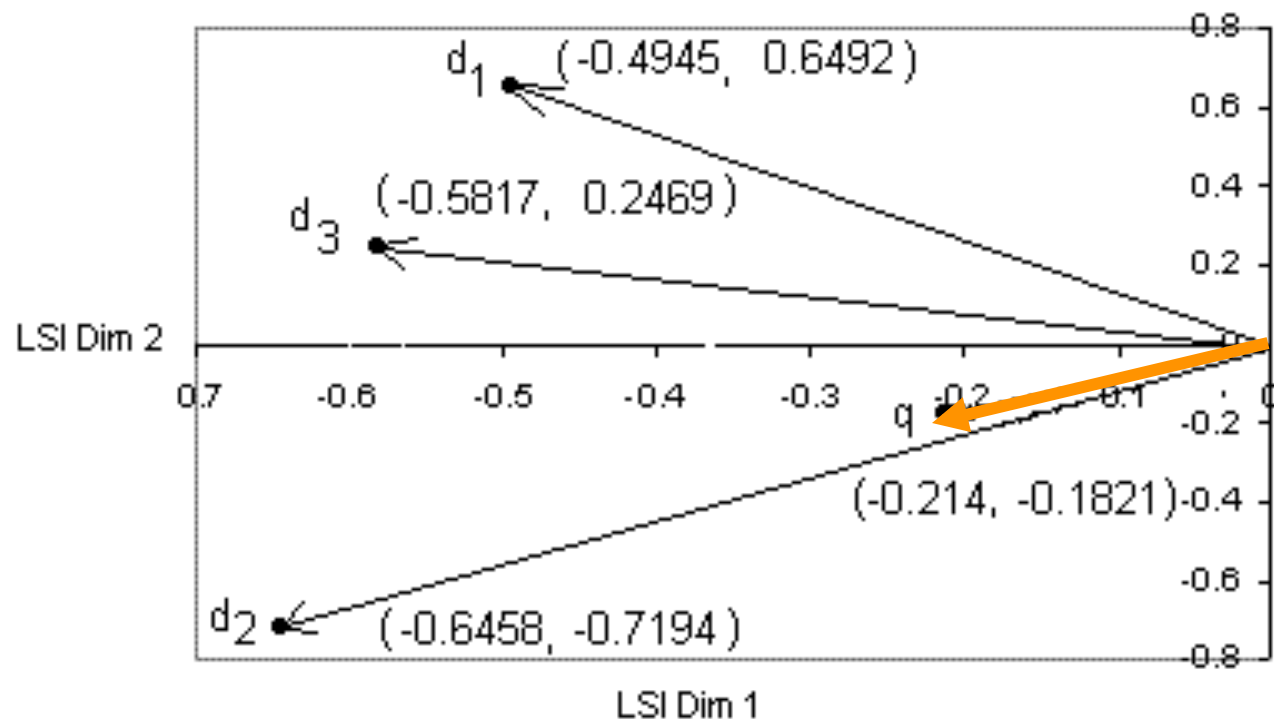
|         |         |
|---------|---------|
| -0.4201 | 0.0748  |
| -0.2995 | -0.2001 |
| -0.1206 | 0.2749  |
| -0.1576 | -0.3046 |
| -0.1206 | 0.2749  |
| -0.2626 | 0.3794  |
| -0.4201 | 0.0748  |
| -0.4201 | 0.0748  |
| -0.2626 | 0.3794  |
| -0.3151 | -0.6093 |
| -0.2995 | -0.2001 |

|                    |                    |
|--------------------|--------------------|
| $\frac{1}{4.0989}$ | 0.0000             |
| 0.0000             | $\frac{1}{2.3616}$ |

$$q = [-0.2140 \ -0.1821]$$

q is projected in the 2-dimension LSI space!

# Documents and queries projected in the LSI space





# q/d similarity

$$\text{sim}(q, d) = \frac{q \bullet d}{\|q\| \|d\|}$$

$$\text{sim}(q, d_1) = \frac{(-0.2140)(-0.4945) + (-0.1821)(0.6492)}{\sqrt{(-0.2140)^2 + (-0.1821)^2} \sqrt{(-0.4945)^2 + (0.6492)^2}} = -0.0541$$

$$\text{sim}(q, d_2) = \frac{(-0.2140)(-0.6458) + (-0.1821)(-0.7194)}{\sqrt{(-0.2140)^2 + (-0.1821)^2} \sqrt{(-0.6458)^2 + (-0.7194)^2}} = 0.9910$$


$$\text{sim}(q, d_3) = \frac{(-0.2140)(-0.5817) + (-0.1821)(0.2469)}{\sqrt{(-0.2140)^2 + (-0.1821)^2} \sqrt{(-0.5817)^2 + (0.2469)^2}} = 0.4478$$

Ranking documents in descending order

$$d_2 > d_3 > d_1$$

# An overview of a semantic network of terms based on the top 100 most significant latent semantic dimensions (Zhu&Chen)

Semantic Network View of Themes in Latent Concept Dimensions



# Conclusion

---

- LSI performs a **low-rank approximation** of **document-term matrix** (typical rank **100–300**)
- General idea
  - Map documents (and terms) to a **low-dimensional** representation.
  - Design a mapping such that the low-dimensional space reflects **semantic associations between words** (latent semantic space).
  - Compute document similarity based on the **cos-sim** in this **latent semantic space**

# Another LSI Example

**Input matrix A:**

d1 d2 d3

|       |       |       |
|-------|-------|-------|
| 1.000 | 1.000 | 0.000 |
| 1.000 | 1.000 | 0.000 |
| 0.000 | 1.000 | 0.000 |
| 0.000 | 0.000 | 1.000 |

t1  
t2  
t3  
t4

**Input matrix B:**

|       |       |       |       |
|-------|-------|-------|-------|
| 1.000 | 1.000 | 0.000 | 0.000 |
| 1.000 | 1.000 | 1.000 | 0.000 |
| 0.000 | 0.000 | 0.000 | 1.000 |

$A^T$

$AA^T$

**Matrix product A\*B**

Term co-occurrences

|    |       |       |       |       |
|----|-------|-------|-------|-------|
| t1 | 2.000 | 2.000 | 1.000 | 0.000 |
| t2 | 2.000 | 2.000 | 1.000 | 0.000 |
| t3 | 1.000 | 1.000 | 1.000 | 0.000 |
| t4 | 0.000 | 0.000 | 0.000 | 1.000 |

### Input matrix:

```
1.000 1.000 0.000
1.000 1.000 0.000
0.000 1.000 0.000
0.000 0.000 1.000
```

### Singular Value Decomposition:

**U:**

```
-0.657 0.000 0.261
-0.657 0.000 0.261
-0.369 0.000 -0.929
0.000 -1.000 0.000
```

**S:**

```
2.136 0.000 0.000
0.000 1.000 0.000
0.000 0.000 0.662
```

**v<sup>T</sup>**

```
-0.615 -0.788 0.000
0.000 0.000 -1.000
0.788 -0.615 0.000
```

$$A_k = U_k \Sigma_k V_k^T \approx A$$

```
0.863 1.106 0.000
0.863 1.106 0.000
0.485 0.621 0.000
0.000 0.000 1.000
```

Now it is like if t3 belongs to d1!

# Problems with SVD

---

- Computational cost **scales quadratically for  $n \times m$**  matrix:  $O(mn^2)$  flops (when  $n < m$ )
- Hard to incorporate new words or documents
- Does not consider order of words
- Anything better?

# Is there anything more advanced than co-occurrences to learn correlations?

- Traditional IR uses Term matching, → # of times the doc says “Albuquerque” – not fully appropriate
- We can use a **different approach**: compare all-pairs of query-document **terms**, → # of terms in the doc that relate to Albuquerque
- To detect these similarities (next lessons):
  - Latent Semantic Indexing
  - **Word embeddings (a.k.o. deep method)**

*Albuquerque* is the most populous city in the U.S. state of New Mexico. The high-altitude city serves as the county seat of Bernalillo County, and it is situated in the central part of the state, straddling the Rio Grande. The city population is 557,169 as of the July 1, 2014, population estimate from the United States Census Bureau, and ranks as the 32nd-largest city in the U.S. The Metropolitan Statistical Area (or MSA) has a population of 902,797 according to the United States Census Bureau's most recently available estimate for July 1, 2013.

## Passage *about* Albuquerque

*Allen suggested that they could program a BASIC interpreter for the device; after a call from Gates claiming to have a working interpreter, MITS requested a demonstration. Since they didn't actually have one, Allen worked on a simulator for the Altair while Gates developed the interpreter. Although they developed the interpreter on a simulator and not the actual device, the interpreter worked flawlessly when they demonstrated the interpreter to MITS in Albuquerque, New Mexico in March 1975; MITS agreed to distribute it, marketing it as Altair BASIC.*

## Passage not about Albuquerque



# IR with word embeddings

# Word Embedding approach: main ideas

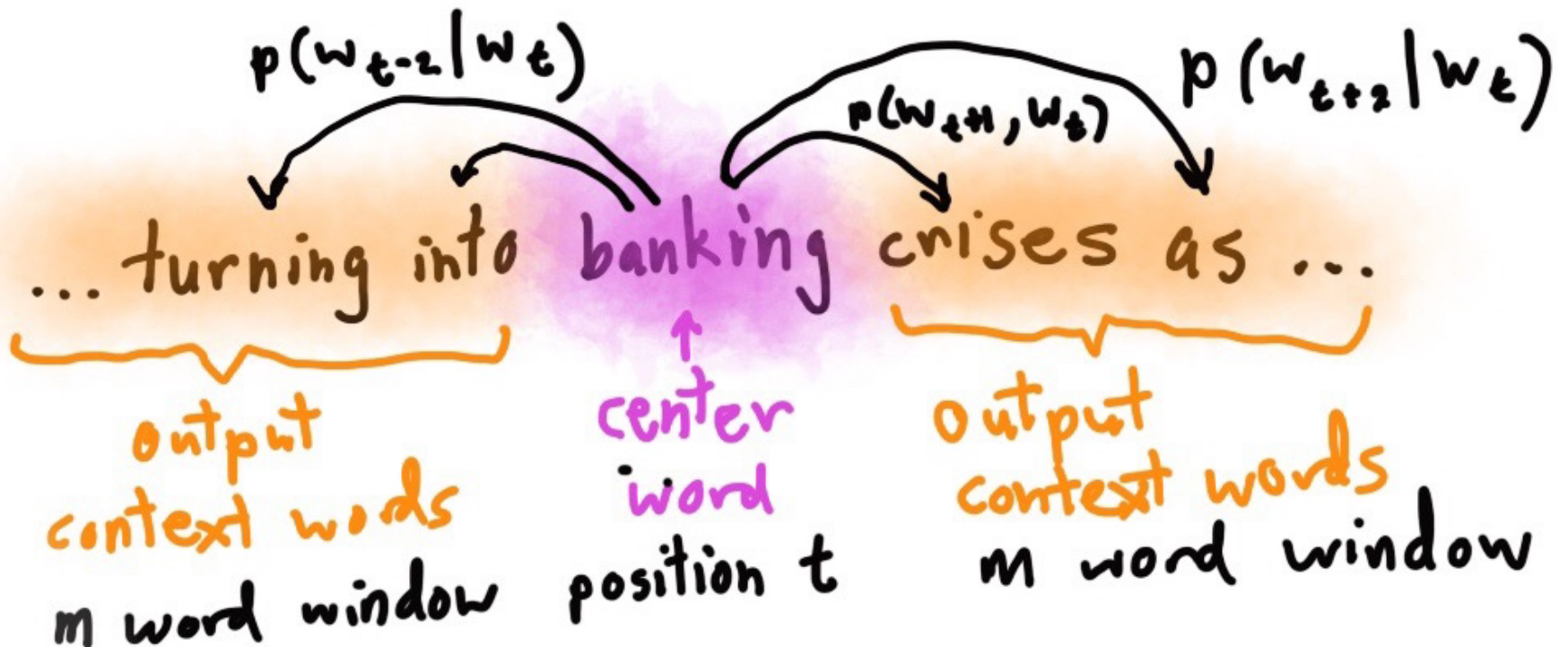
- Represent each word with a low-dimensional vector (like for LSI)
- **Word similarity = vector similarity**
- Key idea: learn to predict surrounding words in the context of every word, or, learn to predict a word from its surrounding context
- Faster and can easily incorporate a new sentence/document or add a new word to the vocabulary

*linguistics* =

0.286  
0.792  
-0.177  
-0.107  
0.109  
-0.542  
0.349  
0.271

# Example

---



Co-occurrences are considered in a left-right context,  
Word ordering DOES matter

# Let's consider the following example...

---

- We have four (tiny) documents:

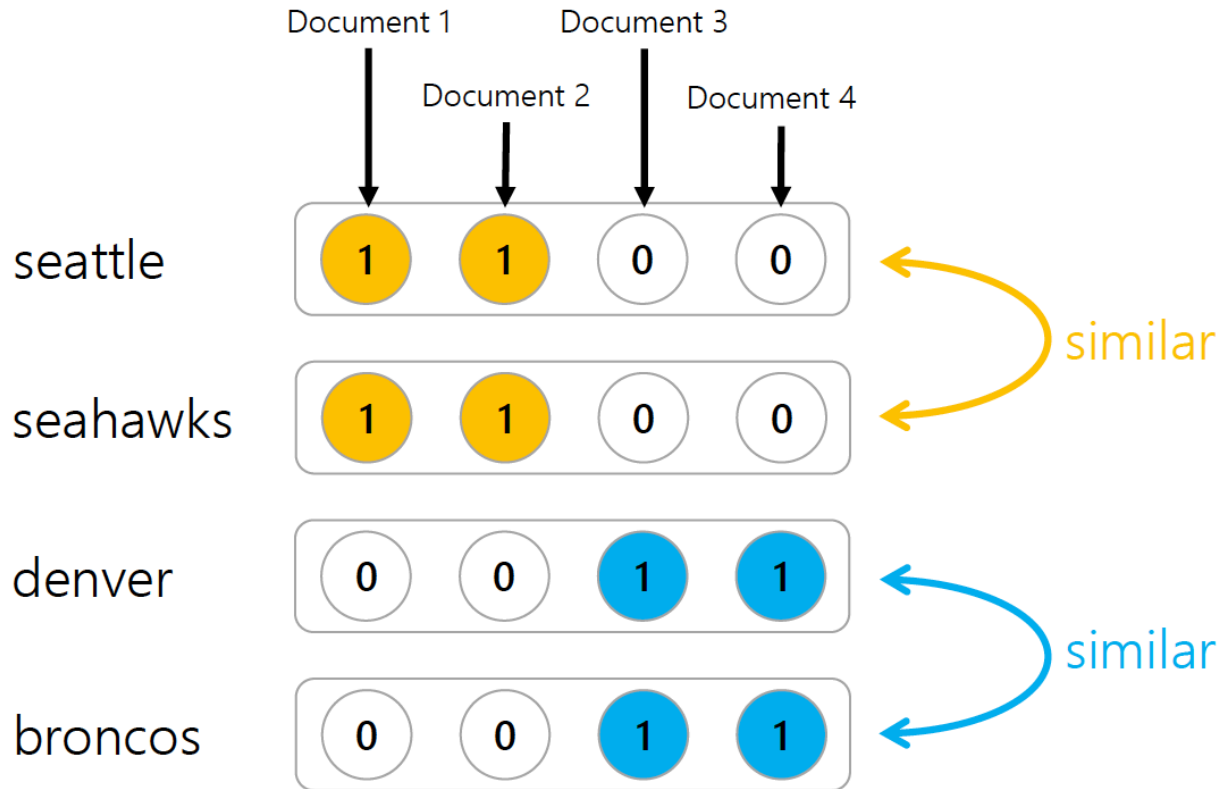
Document 1 : “seattle seahawks jerseys”

Document 2 : “seattle seahawks highlights”

Document 3 : “denver broncos jerseys”

Document 4 : “denver broncos highlights”

# Basic difference with previous methods (e.g. LSI with SVD)



# If we use context vectors:



Every position in the vector is a tuple  $\langle \text{word}, \text{distance from "center" word} \rangle$  and tells us how many times we see that word precisely in that position w.r.t. center word (e.g. *seahawks* is found 2 times in position +1 to the right of *seattle*)  $\rightarrow p(w_{t \pm i} / w_t)$

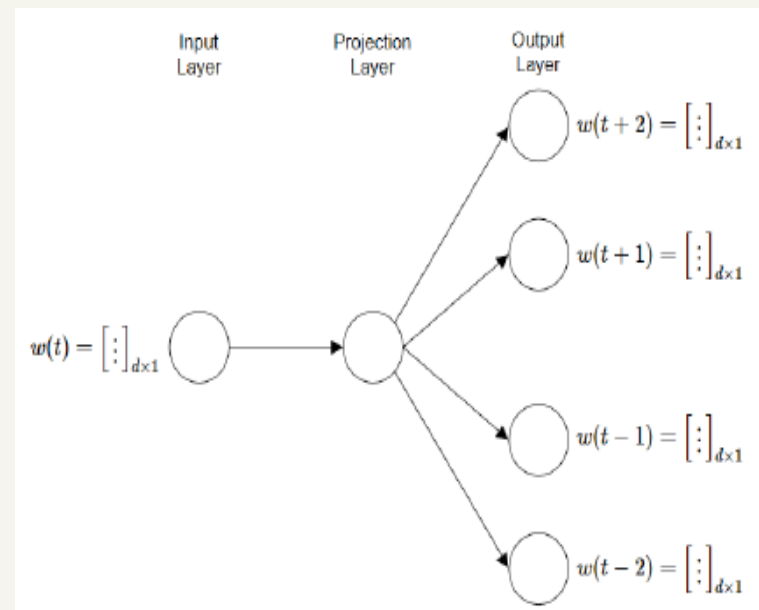
# Embeddings

---

- These “context vectors” are very high dimensional (thousands, or even millions) and sparse.
- But there are techniques to learn **lower-dimensional dense vectors** for words using the same intuitions.
- These dense vectors are called **embeddings**.
- Rather than using matrix factorization techniques (such as SVD) we use *deep neural methods*.
- The objective is to represent each word with a dense vector, **such that similar words have similar vectors**
- **We can, as for LSI, consider the dimensions of this dense space as “concepts” or “semantic domains”**

# Word Embeddings – Skip Grams Model

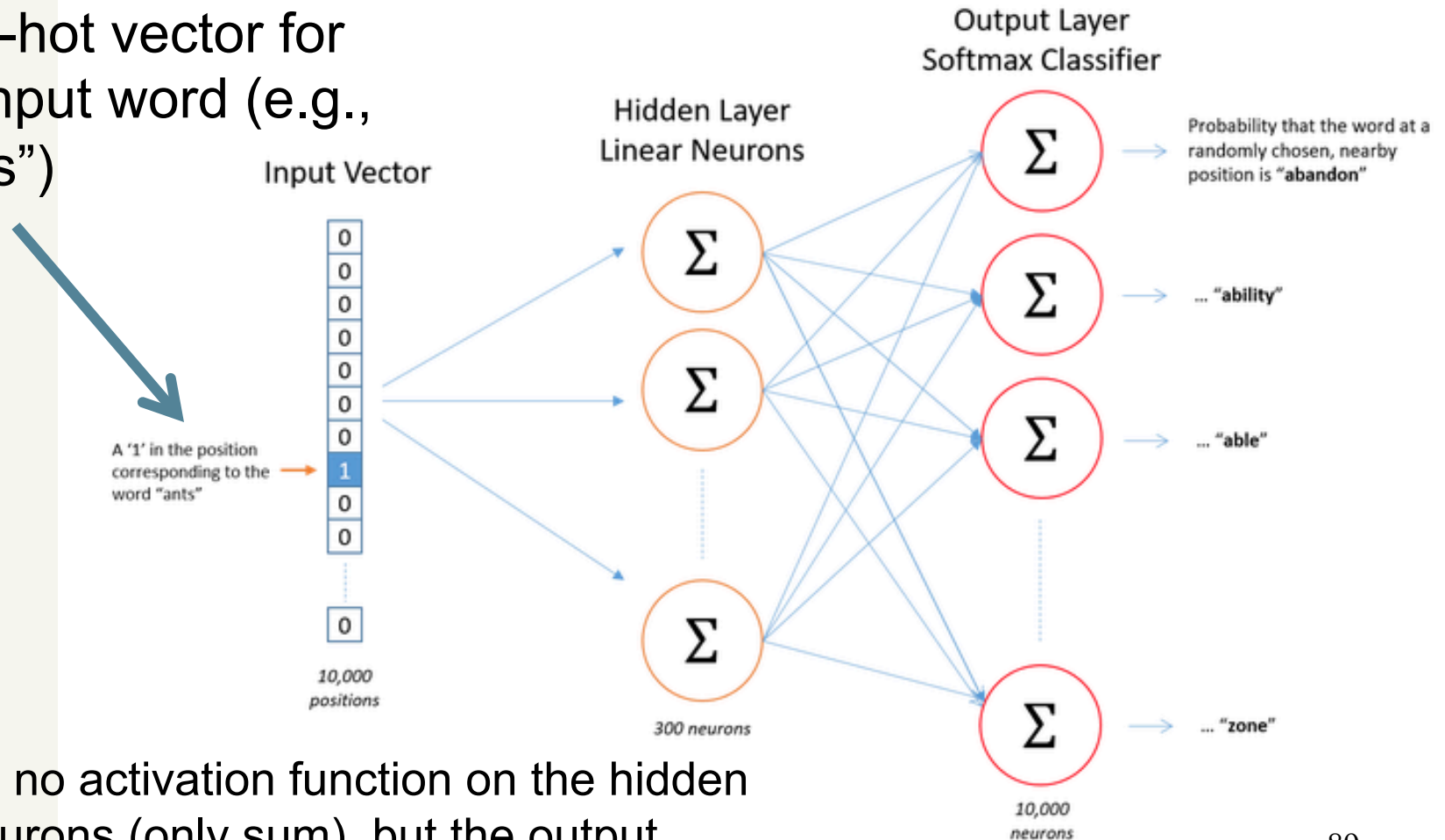
- Objective: Given a specific word in the middle of a sentence (the input word  $w_t$ ), look at the words nearby and pick one at random. The neural network should tell us the probability for every word in our vocabulary of being the “nearby word” that we chose.
- “nearby” means that there is a “window size” parameter to the algorithm. A typical window size might be 5, meaning 5 words behind and 5 words ahead (10 in total).
- Our examples hereafter will be with smaller  $m$  (1 or 2)






# The neural embedding model

One-hot vector for an input word (e.g., “ants”)



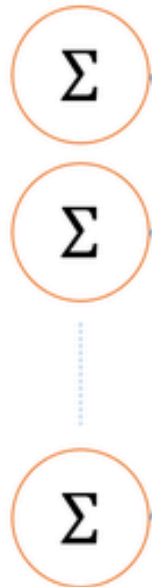
A '1' in the position corresponding to the word "ants"

Input Vector



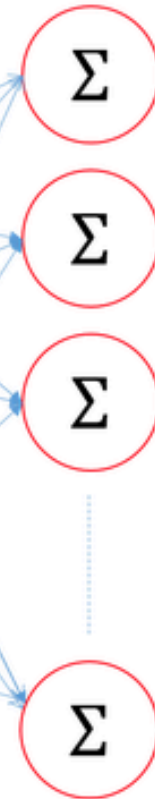
10,000 positions

Hidden Layer Linear Neurons



300 neurons

Output Layer Softmax Classifier



10,000 neurons

Probability that the word at a randomly chosen, nearby position is "abandon"

... "ability"

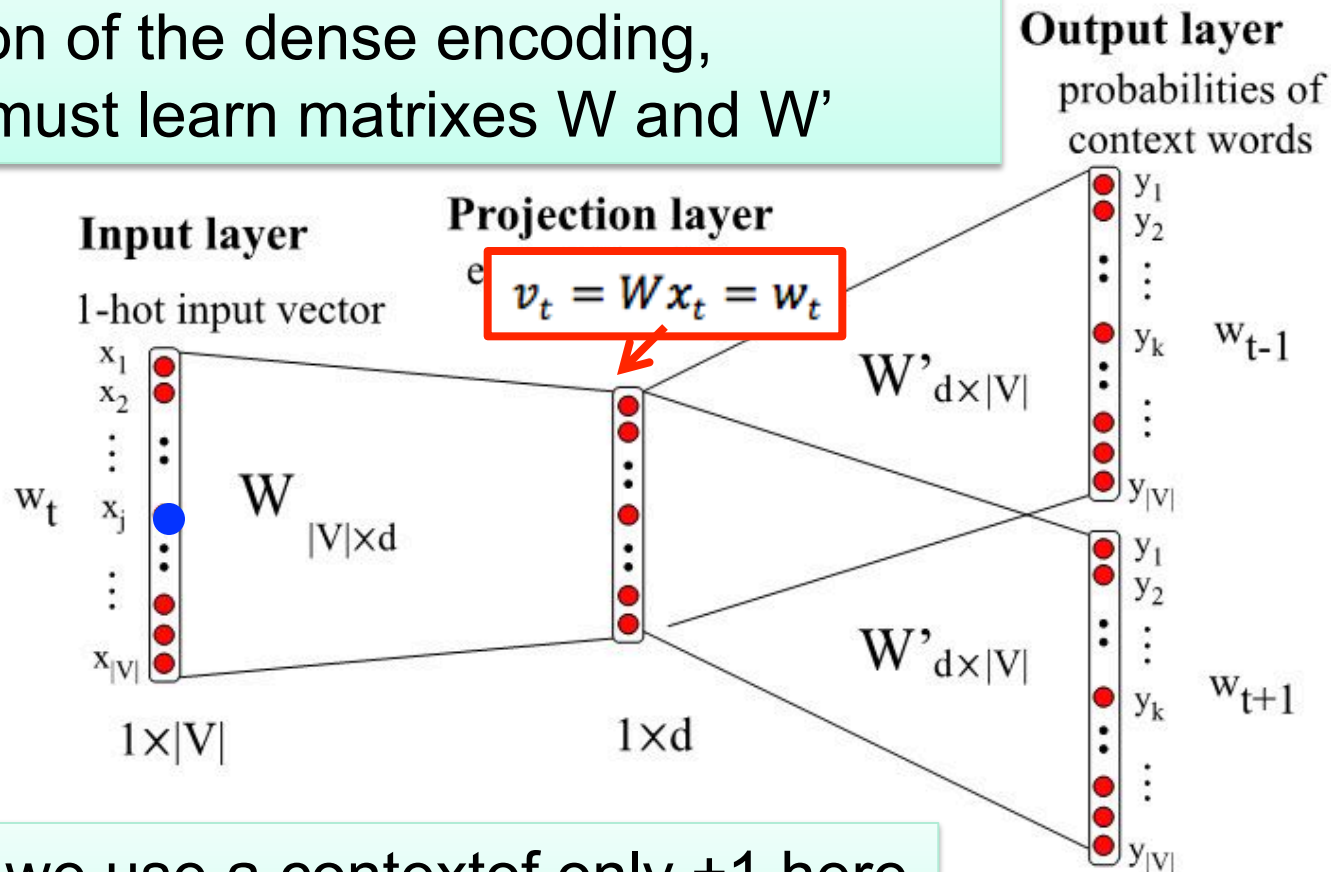
... "able"

... "zone"

There is no activation function on the hidden layer neurons (only sum), but the output neurons use softmax, to output probabilities.

# Very same model in terms of matrixes (=the neural weights)

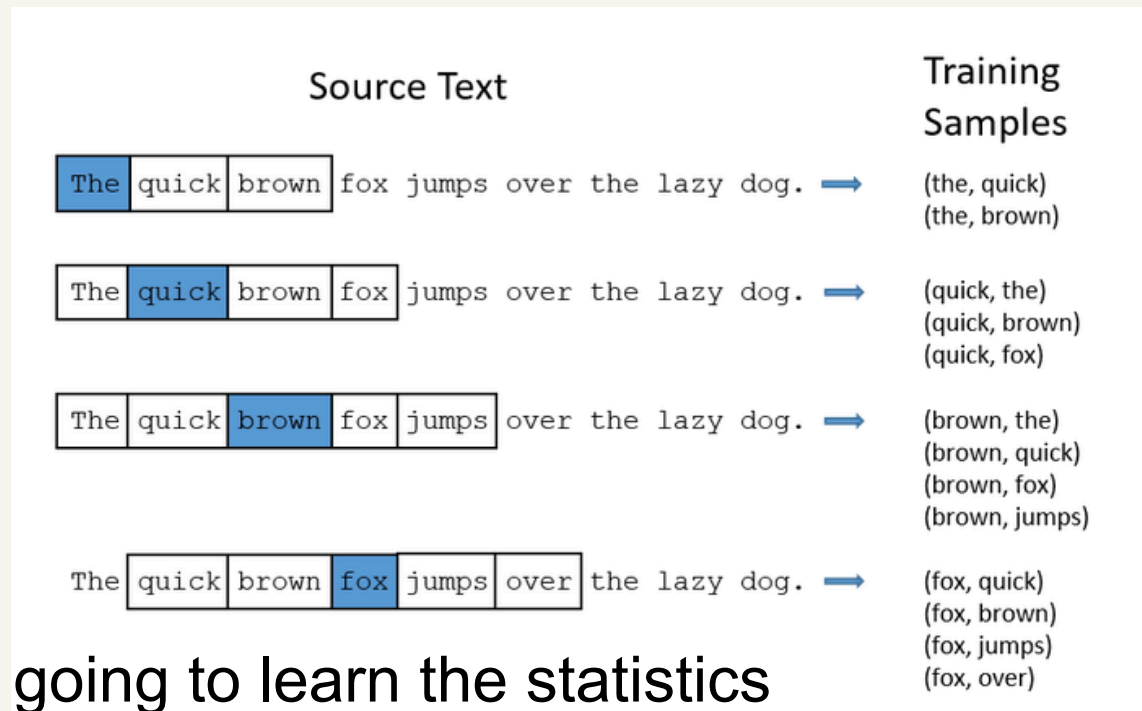
$|V|$  is the vocabulary size,  $d$  is the dimension of the dense encoding, and we must learn matrixes  $W$  and  $W'$



Note we use a context of only  $\pm 1$  here for simplicity. Commonly it is  $\pm 2$

# Training examples (e.g., for a $\pm 2$ window around center)

- The network is trained by feeding it word pairs found in all training documents.



The network is going to learn the statistics from the number of times each “pairing” shows up  $p(w_{t\pm i}/w_t)$ .

# Training steps (1)

- Consider the simple sentence "The cat over the puddle". Suppose "over" is the current **center**.
- For this example, the input word  $w_t$  to the learner is **over**, and the 4 "ground truth" output are "the<sub>t-2</sub>" "cat<sub>t-1</sub>" "the<sub>t+1</sub>" "puddle<sub>t+2</sub>", if the window size is  $m = \pm 2$
- We start by generating a "one-hot" vector  $\mathbf{x}_t$  for the input, that is, a boolean  $|V|$ -dimensional vector with all zeros and a 1 in position  $t$ , corresponding to the word "over" in the vocabulary  $V$ .
- We obtain the embedded vector by multiplication:  $\mathbf{v}_t = W \times \mathbf{x}_t$
- If  $m$  is the window size, we generate  $2m$  output vectors using  $W'$ :  $y_{t-m} \dots y_{t-1}, y_{t+1} \dots y_{t+m}$  such that  $y_j = W'_j \times \mathbf{v}_t$
- These vectors are turned into *probability vectors*  $o_j$  using softmax ( $\sum_k (o_j^k) = 1$ )

# Training step (2)

- Each argument  $k$  of any of the  $2m$  softmax output vectors  $o_j$  ( $1 \times |V|$ ) represents the probability that the context word at distance  $t \pm j$  from our center word  $w_t$  is  $w_k$
- We now generate the  $2m$  one-hot vectors  $x_j$  corresponding to the current example: for example, in the sentence "The cat **over** the puddle", the one-hot vector  $x_{t+2}$  representing the "ground truth" has all zeros and a 1 in the position corresponding to the word "paddle"
- The one-hot vectors are compared with the generated  $2m$  output vectors  $o_j$ , and a loss (error) function is used to update the weights of all matrixes  $W$  and  $W'$  (with back-propagation)
- The process is repeated for all sentences and center words until convergence – matrix  $W$  and the  $2m$  matrixes  $W'$  no longer change.

# Additional details

- Suggested reading for embedding algorithms (Skip-grams and CBOW): [https://cs224d.stanford.edu/lecture\\_notes/notes1.pdf](https://cs224d.stanford.edu/lecture_notes/notes1.pdf)
- As is, summations and weight updating over  $|V|$  dimensional matrixes is very time-consuming (the vocabulary is huge, order of millions!)
- **Negative sampling** is commonly used: For every training step, instead of looping over the entire vocabulary, we can just sample several negative examples (random word sequences). We "sample"  $(2m+1)$  word sequences from a noisy distribution ( $\mathbf{P}_n(\mathbf{w})$ ) whose word prior probabilities match the ordering of the frequency of the vocabulary in the corpus.
- Details on <https://arxiv.org/pdf/1310.4546.pdf>

# Negative sampling (more on)

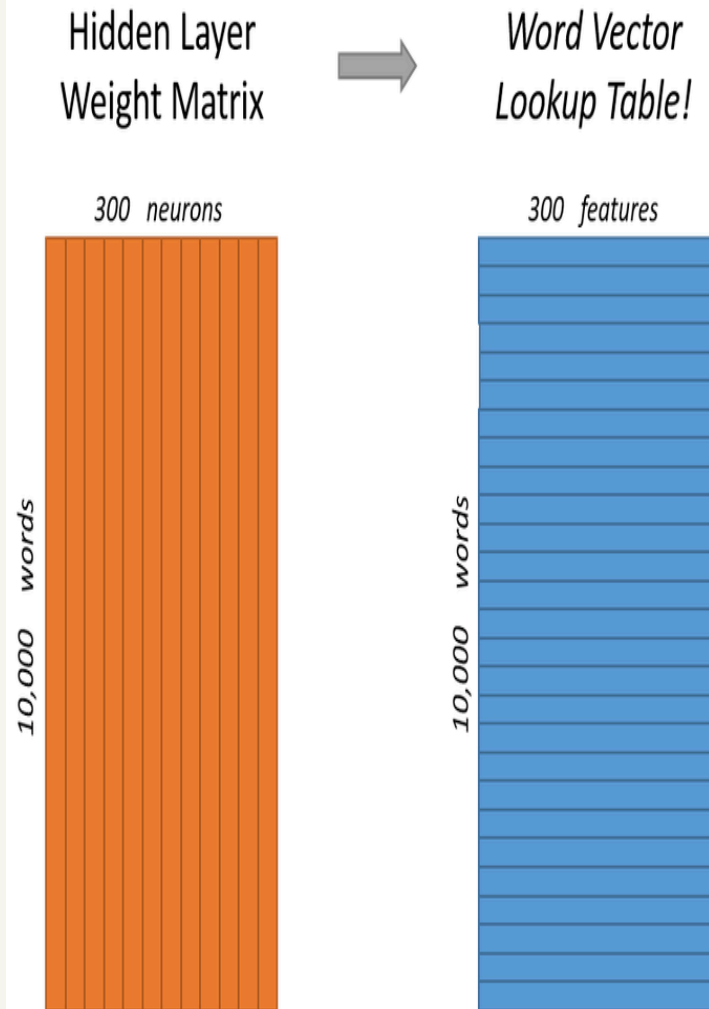
- Training a neural network means taking a training example and adjusting all of the neuron weights slightly so that it predicts that training sample more accurately. In other words, each training sample will adjust *all* of the weights in the neural network.
- Negative sampling addresses this by having each training sample only modify a small percentage of the weights, rather than all of them.
- With negative sampling, we are instead going to randomly select just a small number of “negative” words (let’s say 5) to update the weights for. (here, a “negative” word  $w_n$  is one for which we want the network to output a 0 in the correspondent  $n$ -th position of output context vectors  $o_j$ ). We will also still update the weights for our “positive” words (e.g., “cat” “puddle” in previous example).
- Negative words are randomly selected

# Word embedding matrix $W$ and word context matrixes $W'$

- First, the multiplication of the binary vector  $\mathbf{x}_t$  and the **word embedding matrix**  $W$  of size  $|V| \times d$  gives the **embedding vector**  $\mathbf{v}_t$  of the input word  $w_t$ : this is equal to the  $t$ -th row of the matrix  $W$ ,  $w_t$ .
- The multiplication of the hidden layer  $\mathbf{v}_t$  and the  **$2m$  word context matrixes**  $W_j'$  of size  $d \times |V|$  produce the output vectors  $\mathbf{o}_j$  ( $j = -m \dots -1, +1 \dots +m$ )
- The output context matrixes  $W'$  encode the meanings of words as context, different from the embedding matrix  $W$ .
- $V$ ,  $d$  and the window size  $m$  are **model parameters**

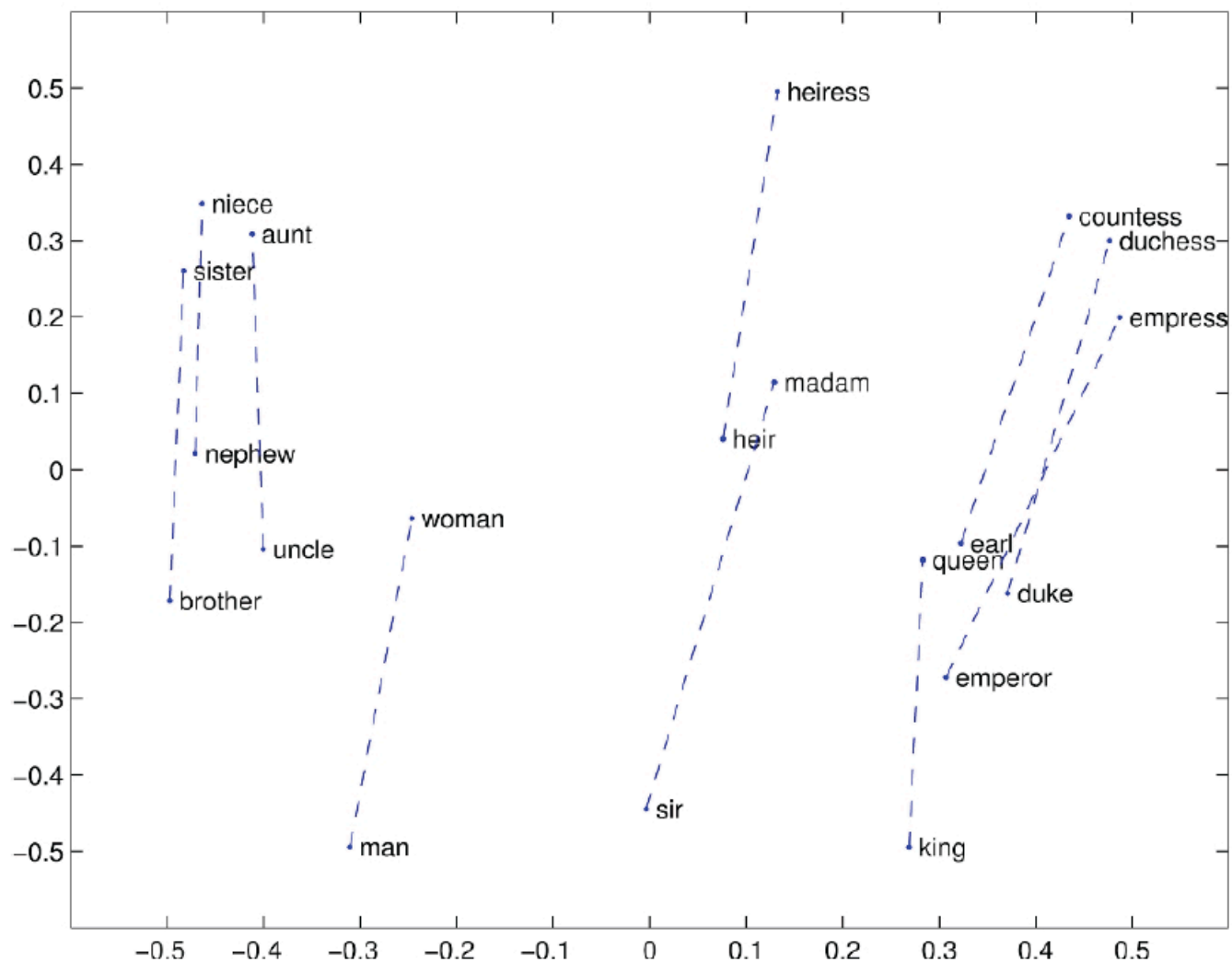


# Matrixes $W$ and $W'$

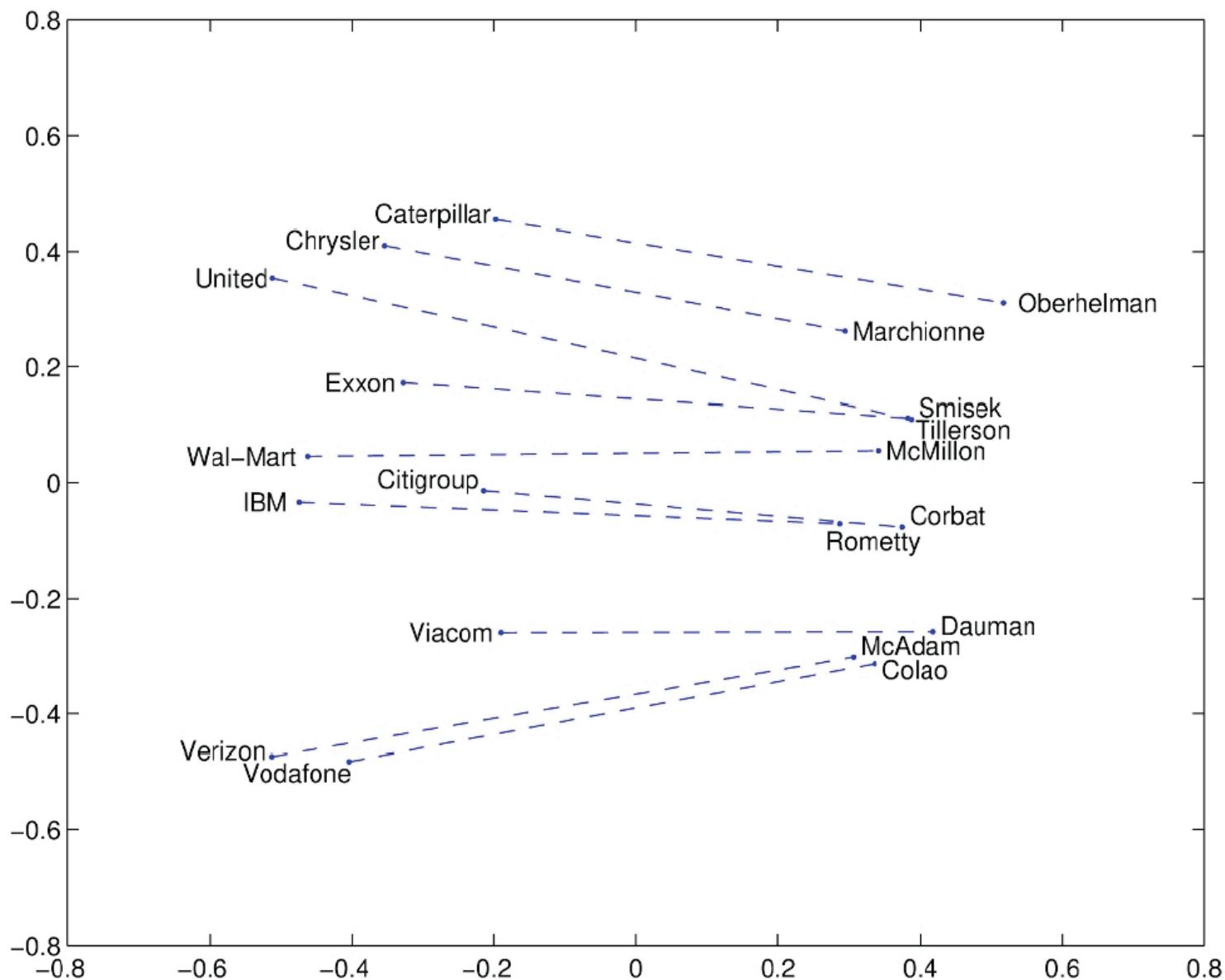


- **Several implementations: word2vect and Glove among the most well known**
- Google word2vect original paper has  $d=300$  and  $|V|=10,000$
- The matrix  $W$  is what we are really interested in: **the embedding matrix.**
- It has the property that **words with similar embedding vectors are similar.**

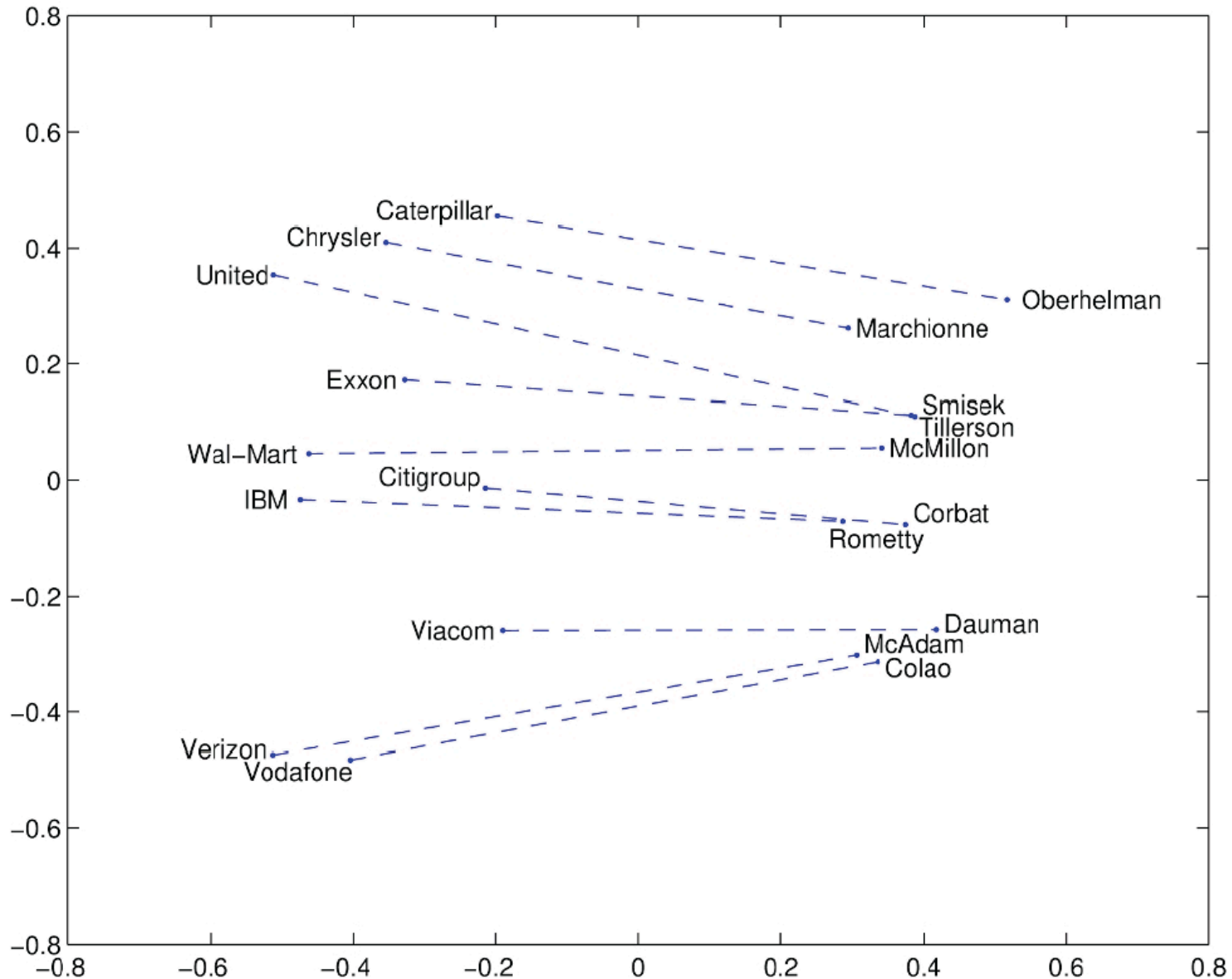
# GloVe Visualizations



# Glove Visualizations: Company - CEO



# Glove Visualizations: Company - CEO



# Applications of Word Embeddings to IR

---

- Word embeddings are the “hot new” technology for document ranking
- Lots of applications **wherever knowing word contexts or similarity helps predicting users’ interests:**
  - Synonym handling in search
  - Query expansion
  - Document “aboutness”
  - Machine translation
  - Sentiment analysis
  - ....

# Applications of Word Embeddings to IR: Google RankBrain

---

- Google's RankBrain – almost nothing is publicly known
  - Bloomberg article by Jack Clark (Oct 26, 2015):
    - <http://www.bloomberg.com/news/articles/2015-10-26/google-turning-its-lucrative-web-search-over-to-ai-machines>
    - A result reranking system

# Weakness of Word Embedding

---

- Very vulnerable, and not a robust concept
- Can take a long time to train (despite negative sampling and other “tricks”)
- Non-uniform results
- Hard to understand and visualize
- Emerging technique, yet not sufficiently robust and well understood
- Yet very cool (Google uses it – with other methods)