

**SECOND PART:
WIRELESS NETWORKS
2.B. SENSOR NETWORKS**

1

**THE CENTRALIZED
DEPLOYMENT
OF MOBILE SENSORS
I.E.
THE MINIMUM WEIGHT
PERFECT MATCHING**



ON BIPARTITE GRAPHS

Prof. Tiziana Calamoneri
Network Algorithms
A.y. 2016/17

2





THE PROBLEM

3

MOBILE SENSORS

- Devices of small dimension and low cost (~150 \$)
- Monitoring Unit (sensing)
- Transmitter/receiver Unit
- Small battery
- Motion system



Mobile sensors are especially useful in critical environments (e.g. in presence of dispersion of pollutants, gas plumes, fires, ...)

4

THE PROBLEM (1)

Given an Area of Interest (AoI) to cover:

We can assume that each sensor is able to monitor a disk centered at its position and having radius r =sensing radius.

The aim is to entirely cover the AoI (final equilibrium state).

5

THE PROBLEM (2)

Coordination algorithm

Initial Config.

➔ Desired Config.

Can be:

- casual
- from a safe location

Can be:

- regular tassellation
- any configuration, provided that the AoI is covered

- At the same time, some parameters need to be optimized:
 - Traversed Distance
 - Number of starting/stopping
 - Communication costs
 - Computation costs

6

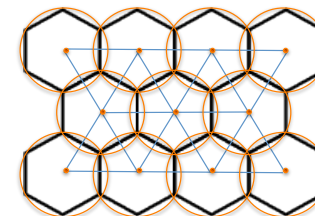
THE PROBLEM (3)

- Traversed Distance:
 - It is the dominant cost
- Number of starting/stopping
 - start/stop moves are more expensive than a continuous movement
- Communication cost
 - It depends on the number of exchanged messages and on the packet dimension at each transmission
- Computation cost
 - Usually negligible, unless processors are extremely sophisticated

7

THE PROBLEM (4)

It is well known that an optimal coverage using equally sized circles is the one positioning the centers on the vertices of a triangular grid opportunely sized.



8

THE PROBLEM (5)

In the centralized case:

- The whole coverage is guaranteed assigning to each sensor a position on the grid
- The total energy consumption should be minimized
- We model this problem with the classical **minimum weight perfect matching**
- **Obs.** This model works only for the centralized case, where the AoI and the initial position of each sensor are known.

9



THE GRAPH MODEL

10

THE GRAPH MODEL (1)

- Formal definition of the problem:
- Set of n mobile sensors $S = \{S_1, S_2, \dots, S_n\}$
- Set of p locations on the AoI $L = \{L_1, L_2, \dots, L_p\}$
- $n \geq p$ (in order to guarantee the complete coverage)
- For each S_i , determine the location L_j that S_i will have to reach, so to minimize the total consumed energy.

11

THE GRAPH MODEL (2)

- Define a weighted bipartite graph $G = (S \cup L, E, w)$ as follows:
 - One node for each sensor S_i
 - One node for each location L_j
 - An edge between S_i and L_j for each $i = 1 \dots n$ and $j = 1 \dots p$
 - For each edge e_{ij} , $w(e_{ij})$ is proportional to the energy consumed by S_i to reach location L_j
 - The aim is to choose a matching between sensors and locations so that the total consumed energy is minimized

12



THE PERFECT MATCHING ON BIPARTITE GRAPHS

13

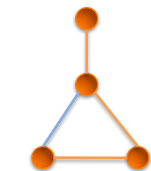

MATCHING (1)

- **Def.** A **matching** is a set of edges $M \subseteq E$ such that every node is adjacent to at most one edge in M .
- **Maximal matching**
 - There exists no $e \notin M$ such that $M \cup \{e\}$ is a matching
- **Maximum matching**
 - Matching M such that $|M|$ is maximum
- **Perfect matching**
 - $|M| = n/2$: each node is adjacent to exactly one edge in M .

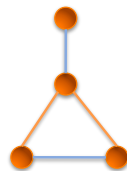
14

MATCHING (2)

Example



Maximal matching

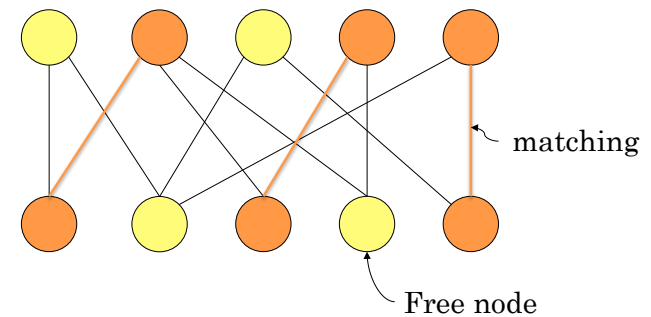


Maximum matching

15

MATCHING (3)

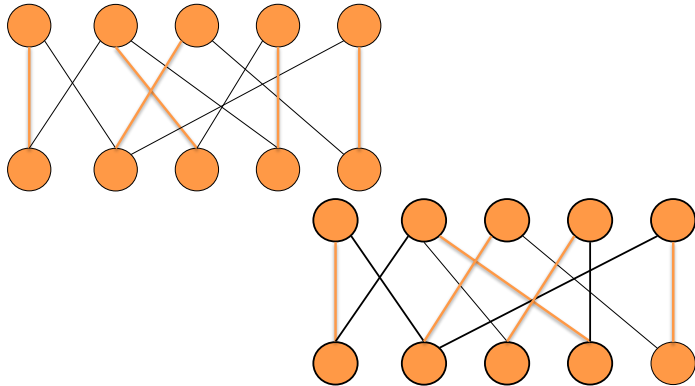
○ **Nomenclature**



16

MATCHING (4)

- **Note.** The maximum matching is not unique



17

MATCHING (5)

Original problem: wedding problem

- the nodes of a set are men
- the nodes of the other set are women
- An edge connects a man and a woman who like each other



- **Maximum matching** aims at maximizing the number of couples

18

MATCHING PROBLEMS

- Given a graph G , to find a:
 - Maximal matching is easy (greedy)
 - Maximum matching is
 - polynomial; not easy.
 - Easier in the important case of bipartite graphs
 - Perfect matching
 - It is a special case of the maximum matching
 - For it, some theorems can help

19

MAXIMUM MATCHING IN BIPARTITE GRAPHS (1)

- **TH. (P. Hall)** Given a bipartite graph G with $|V_1| \leq |V_2|$, G has a perfect matching iff for each set S of k nodes in V_1 there are at least k nodes in V_2 adjacent to some node in S .
In symbols, $\forall S \subseteq V_1, |S| \leq |adj(S)|$.
- **PROOF. Necessary condition:** If G has a perfect matching M and S is any subset of V_1 , each node in S is matched through M with a different node in $adj(S)$. Hence $|S| \leq |adj(S)|$.

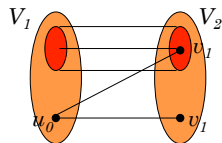
20

MAXIMUM MATCHING IN BIPARTITE GRAPHS (2)

(proof of the Hall theorem - cntd) G bipartite with $|V_1| \leq |V_2|$, G has a perfect matching iff $\forall S \subseteq V_1, |S| \leq |adj(S)|$.

- o **PROOF. sufficient condition:** We have to prove that if the Hall condition is true then there is a perfect matching. By contradiction, assume that M is a maximum matching but $|M| < |V_1|$.
- o By hypothesis, $|M| < |V_1| \Rightarrow \exists u_0 \in V_1$ s.t. $u_0 \notin M$.
Let $S = \{u_0\}$; it holds $1 = |S| \leq |adj(S)|$ from the Hall cond., so there exists a $v_1 \in V_2$ adjacent to u_0 .

- a. $v_1 \notin M$
- b. $v_1 \in M$



21

MAXIMUM MATCHING IN BIPARTITE GRAPHS (3)

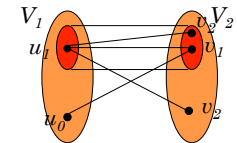
(proof of the Hall theorem - cntd) G bipartite with $|V_1| \leq |V_2|$, G has a perfect matching iff $\forall S \subseteq V_1, |S| \leq |adj(S)|$.

- a. If $v_1 \notin M$ OK
- b. Consider the node matched with v_1 through M , call it u_1 .

$S = \{u_0, u_1\}$ and $2 = |S| \leq |adj(S)|$.

There exists another node v_2 , Different from v_1 , and adjacent either to u_0 or to u_1 .

- a. $v_2 \notin M$
- b. $v_2 \in M$



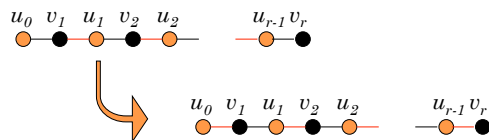
22

MAXIMUM MATCHING IN BIPARTITE GRAPHS (4)

(proof of the Hall theorem - cntd) G bipartite with $|V_1| \leq |V_2|$, G has a perfect matching iff $\forall S \subseteq V_1, |S| \leq |adj(S)|$.

Continue in this way. As G is finite, we will eventually reach a node v_r that is free w.r.t. M . Each v_i is adjacent to at least one among u_0, u_1, \dots, u_{i-1} .

Analogously to the case $r=2$:



23

MAXIMUM MATCHING IN BIPARTITE GRAPHS (5)

COR. If G is bipartite, k -regular, with $|V_1| = |V_2|$, then G has k disjoint perfect matchings.

Proof. Let S be a subset of V_1 .

$adj(S)$ has at most $k|S|$ nodes (if each node in $adj(S)$ has degree 1 in the subgraph induced by $S \cup adj(S)$).

$adj(S)$ has at least $|S|$ nodes (if each node in $adj(S)$ has degree k in the subgraph induced by $S \cup adj(S)$).

In every case, the Hall condition is true and hence there is a perfect matching.

Remove it and get a new graph that is bipartite, $(k-1)$ -regular and with $|V_1| = |V_2|$.

Repeat the reasoning.

24

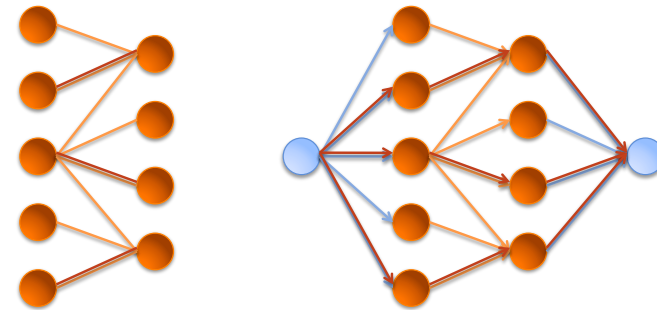
MAXIMUM MATCHING IN BIPARTITE GRAPHS (6)

- The P. Hall Theorem does not provide an algorithmic method to construct a perfect matching.
- The perfect matching problem in a bipartite graph is equivalent to the maximum flow problem in a network:
Given $G=(V=V_1 \cup V_2, E)$, construct a flow network $G'=(V', E')$ as follows:
 - $V'=V \cup \{s\} \cup \{t\}$
 - E' :
 - From the source s to all nodes in V_1 : $\{(s,u) \mid u \in V_1\} \cup$
 - All edges in E : $\{(u,v) \mid u \in V_1, v \in V_2, e(u,v) \in E\} \cup$
 - From all nodes in V_2 to the tale t : $\{(v,t) \mid v \in V_2\}$
 - Capacity: $c(u,v) = 1$, for all $(u,v) \in E'$

25

MAXIMUM MATCHING IN BIPARTITE GRAPHS (7)

- **Fact:** Let M be a matching in a bipartite graph G . There exists a flow f in the network G' s.t. $|M|=|f|$.
Vice-versa, if f is a flow of G' , there exists a matching M in G s.t. $|M|=|f|$.



26

MAXIMUM MATCHING IN BIPARTITE GRAPHS (8)

- **Th:** (integrality) *If the capacity c assumes only integer values, the max flow f is such that $|f|$ is integer. Moreover, for all nodes u and v , $f(u,v)$ is integer.*
- **Corol.:** *The cardinality of a max matching M in a bipartite graph G is equal to the value of the max flow f in the associated network G' .*

27

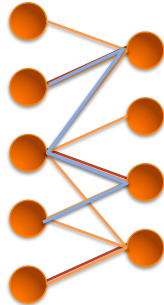
MAXIMUM MATCHING IN BIPARTITE GRAPHS (9)

- The algorithm by Ford-Fulkerson for the max flow in a network runs in $O(m|f|)$ time.
- The max flow of G' has cardinality upper bounded by $\min\{|V_1|, |V_2|\}$. Hence, the complexity of an algorithm for the max matching exploiting the max flow runs in $O(nm)$ time.

28

MAXIMUM MATCHING IN BIPARTITE GRAPHS (10)

- Def. Given a matching M in a graph G , an **alternating path** w.r.t. M is the path alternating edges of M and edges in $E \setminus M$.

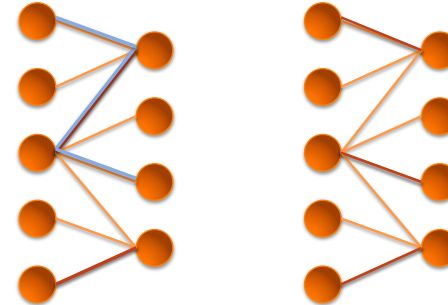


29

MAXIMUM MATCHING IN BIPARTITE GRAPHS (11)

- Def. Given a matching M in a graph G , an **augmenting path** w.r.t. M is an alternating path starting and finishing in two free nodes w.r.t. M .

Swapping the role of the edges in M and in $E \setminus M$, M has larger cardinality.



30

MAXIMUM MATCHING IN BIPARTITE GRAPHS (12)

- Th. (**Augmenting path**) [Berge 1975] M is a max matching iff there are no augmenting paths w.r.t. M .
- Proof. (\Rightarrow) If M max, then there are no augmenting paths.
Negating, if there are some augmenting paths, then M is not max. This is obvious because we can swap the role of the edges in the augmenting path and increase the cardinality of M .
- ...

31

MAXIMUM MATCHING IN BIPARTITE GRAPHS (13)

(Proof of Th. M is a max matching iff there are no augmenting paths w.r.t. M - contd)

- (\Leftarrow) There are no augmenting paths, then M is max.
By contradiction M is not max. Let M' s.t. $|M'| > |M|$.
Consider graph H induced by M and M' . Edges that are both in M and in M' are put twice. So H is a multigraph.
- ...

32

MAXIMUM MATCHING IN BIPARTITE GRAPHS (14)

(Proof of Th. M is a max matching iff there are no augmenting paths w.r.t. M - cntd)

- H has the following property:
 - For each v in H , $deg(v) \leq 2$. (indeed each node has at most one edge from M and one edge from M')
- So, each connected component of H is either a cycle or a path.
 - Cycles necessarily have even length, otherwise a node would be incident to two edges of the same matching (M or M'); this is absurd by the definition of matching.

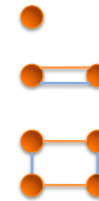
33

MAXIMUM MATCHING IN BIPARTITE GRAPHS (15)

(Proof of Th. M is a max matching iff there are no augmenting paths w.r.t. M - cntd)

- More in detail, the connected components of H can be classified into 6 kinds:

1. An isolated node
2. a 2-cycle
3. a $2k$ -cycle, $k > 1$
- ...



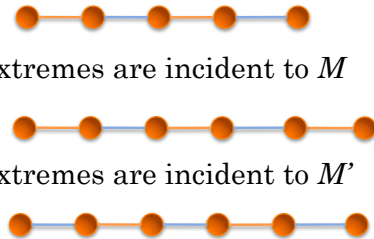
34

MAXIMUM MATCHING IN BIPARTITE GRAPHS (16)

(Proof of Th. M is a max matching iff there are no augmenting paths w.r.t. M - cntd)

...

4. a $2k$ -path
5. a $(2k+1)$ -path whose extremes are incident to M
6. a $(2k+1)$ -path whose extremes are incident to M'



35

MAXIMUM MATCHING IN BIPARTITE GRAPHS (17)

(Proof of Th. M is a max matching iff there are no augmenting paths w.r.t. M - cntd)

- Reminder: $|M| < |M'|$ by hp.
- Among all the components just defined, only 5 and 6 have a different number of edges from M and from M' ; only 6 has more edges from M' than from M .

- So, there is at least one component of kind 6

- This comp. is an augmenting path w.r.t. M : contradiction. ■



36

MAXIMUM MATCHING IN BIPARTITE GRAPHS (18)

- We exploit the Augmenting Path Th. to design an iterative algorithm.
- During each iteration, we look for a new augmenting path using a modified Breadth First Search starting from the free nodes.
- In this way, nodes are structured in layers.

37

MAXIMUM MATCHING IN BIPARTITE GRAPHS (19)

Idea of the algorithm:

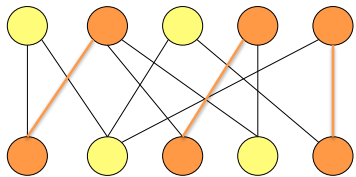
- Let M be an arbitrary matching (possibly empty)
- Find an augmenting path P
- While there is an augmenting path:
 - Swap in P the role of the edges in and out of the matching
 - Find an augmenting path P

Complexity: it depends on the complexity of finding an augmenting path.

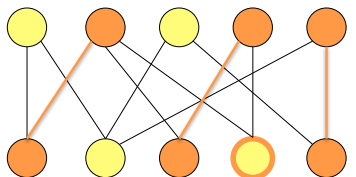
38

MAXIMUM MATCHING IN BIPARTITE GRAPHS (20)

- Example: Let M be an arbitrary matching



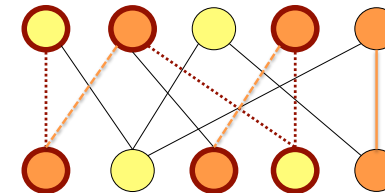
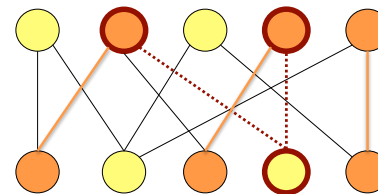
- Find an augmenting path: Choose a free node...



- ...and -in some way (??)- go through the graph...

39

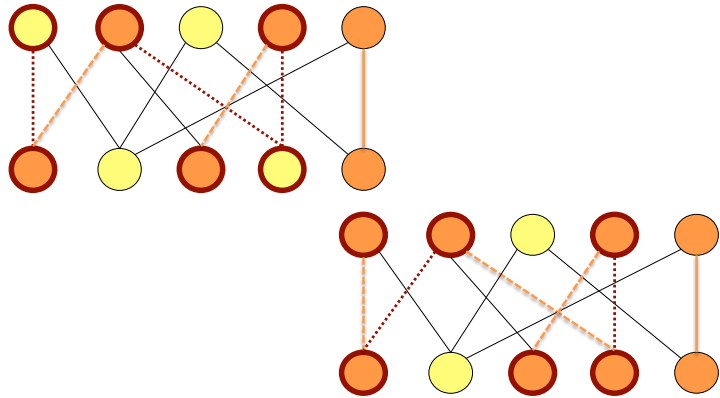
MAXIMUM MATCHING IN BIPARTITE GRAPHS (21)



...until another free node is reached, i.e. an augmenting path has been found

40

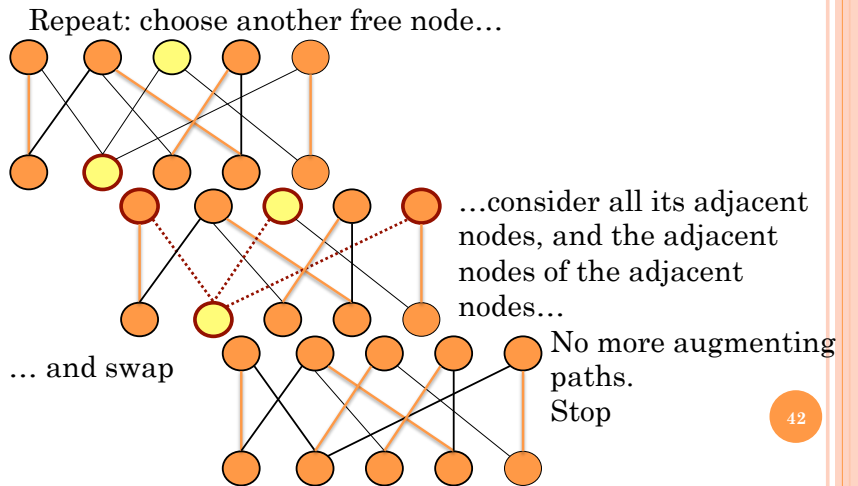
MAXIMUM MATCHING IN BIPARTITE GRAPHS (22)



Swap the role of edges in and out of the matching

41

MAXIMUM MATCHING IN BIPARTITE GRAPHS (23)



42

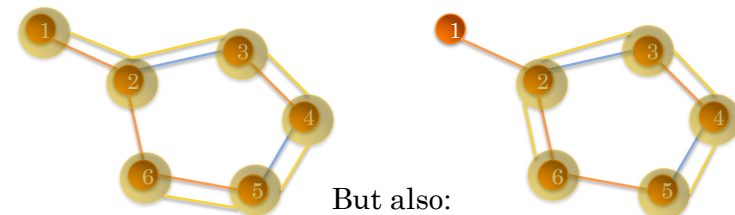
MAXIMUM MATCHING IN BIPARTITE GRAPHS (24)

- **Problem:** how to find an augmenting path w.r.t. M ?
- **Idea:**
 - Choose a free node
 - Run a modified search as follows:
 - Keep trace of the current layer
 - If the layer is even, use an edge in M
 - If the layer is odd, use an edges in $E \setminus M$
 - As soon as a free node has been encountered, a new augmenting path has been found

43

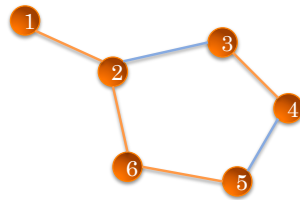
MAXIMUM MATCHING IN BIPARTITE GRAPHS (25)

- Choose a free node
- Run a modified search as follows:
 - Keep trace of the current layer
 - If the layer is even, use an edge in M
 - If the layer is odd, use edges in $E \setminus M$
 - As soon as a free node has been encountered, a new augmenting path has been found



44

MAXIMUM MATCHING IN BIPARTITE GRAPHS (26)



- **Problem:** presence of odd cycles in the graph:
 - in an odd cycle there is always a free node adjacent to two edges not in M belonging to the cycle
 - If the search goes through the cycle along the “wrong” direction, the augmenting path is not detected
- Graphs without odd cycles: bipartite graphs

45

MAXIMUM MATCHING IN BIPARTITE GRAPHS (27)

Algorithm `SearchAugmentingPathInBip` ($G=(U \cup W, E), M$)

- Choose a free node in U
- Repeat
 - If the current node is in U follow an edge out of M
 - Else follow an edge in M
 - As soon as a free node in W has been reached, a new augmenting path has been detected

Complexity: $O(n+m)$

Complexity of the algorithm finding the max matching:

$$n/2[O(n+m)+O(n)]=O(nm)$$

max no. of iterations

Swapping of the edges on the aug. path

46

MAXIMUM MATCHING IN BIPARTITE GRAPHS (28)

- The **Hopcroft–Karp algorithm** (1973) finds a max matching in a bipartite graph in $O(m\sqrt{n})$ time.
- The idea is similar to the previous one, and consists in augmenting the cardinality of the current matching exploiting augmenting paths.
- During each iteration, this algorithm searches not one but a maximal set of augmenting paths.
- In this way, only $O(\sqrt{n})$ iterations are enough.

47

MAXIMUM MATCHING IN BIPARTITE GRAPHS (29)

Hopcroft–Karp Algorithm

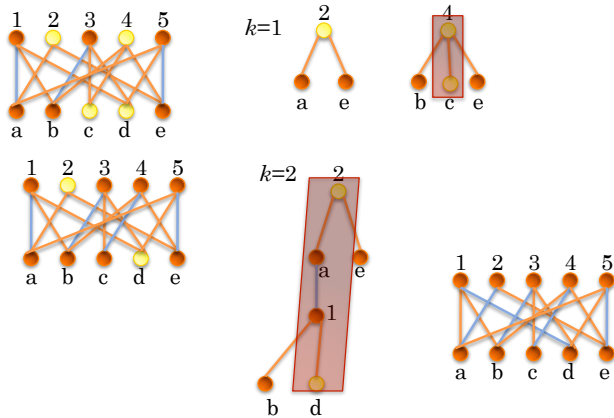
During the k -th step:

- Run a modified **breadth first search** starting from ALL the free nodes in V_1 . The BFS ends when some free nodes in V_2 are reached at layer k .
- All the detected free nodes in V_2 at layer k are put in a set F .
 - Obs.** v is put in F iff it is the endpoint of an aug. path
- Find a maximal set of length k aug. paths *node disjoint* using a **depth first search** from the nodes in F to the starting nodes in V_1 (climbing on the BFS tree).
- Each aug. Path is used to augment the cardinality of M
- The algorithm ends when there are no more aug. paths.

48

MAXIMUM MATCHING IN BIPARTITE GRAPHS (30)

Example: Hopcroft–Karp algorithm



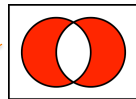
49

MAXIMUM MATCHING IN BIPARTITE GRAPHS (31)

Analysis of the Hopcroft–Karp algorithm (sketch)

- Each step consists in a BFS and a DFS. Hence it runs in $O(n+m)=O(m)$ time.
- The first \sqrt{n} steps take $O(m \sqrt{n})$ time.
- Note. At each step, the length of the found aug. paths is larger and larger; indeed, during step k , ALL paths of length k are found and, after that, only longer aug. paths can be in the graph.
- So, after the first \sqrt{n} steps, the shortest aug. path is at least \sqrt{n} long.
- ...

50



MAXIMUM MATCHING IN BIPARTITE GRAPHS (32)

Analysis of the Hopcroft–Karp algorithm (sketch) – cnt.d

- The **symmetric difference** between a maximum matching and the partial matching M found after the first \sqrt{n} steps is a set of *vertex-disjoint* alternating cycles, alternating paths and augmenting paths.
- Consider the augmenting paths. Each of them must be at least \sqrt{n} long, so there are at most \sqrt{n} such paths. Moreover, the maximum matching is larger than M by at most \sqrt{n} edges.
- Each step of the algorithm augments the dimension of M by one, so at most \sqrt{n} further steps are enough.
- The whole algorithm executes at most $2\sqrt{n}$ steps, each running in $O(m)$ time, hence the time complexity is $O(m \sqrt{n})$ in the worst case.

51

MAXIMUM MATCHING IN BIPARTITE GRAPHS (33)

- In many cases this complexity can be improved.
- For example, in the case of random sparse bipartite graphs it has been proved [Bast et al.'06] that the augmenting paths have in average logarithmic length.
- As a consequence, the Hopcroft–Karp algorithm runs only $O(\log n)$ steps and so it can be executed in $O(m \log n)$ time.

52



MINIMUM WEIGHT PERFECT MATCHING IN BIPARTITE GRAPHS

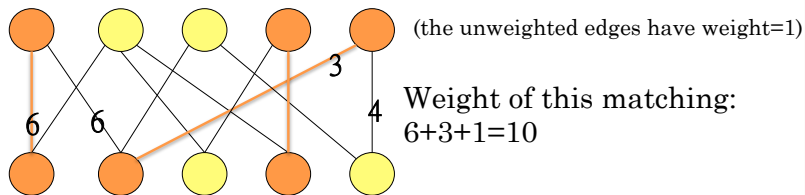
53

WEIGHTED MATCHING (1)

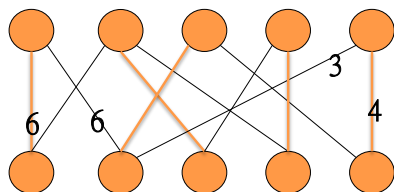
- Each edge has a cost
- The definition of weighted matching is the same as the simple matching (weight does not affect the definition)
- We look for a **minimum weight perfect matching**
- **Note.** This is equivalent to look for a maximum weight perfect matching, where the weights are all negative.

54

WEIGHTED MATCHING (2)



Max weight matching:
 $6+4+1+1+1=13$

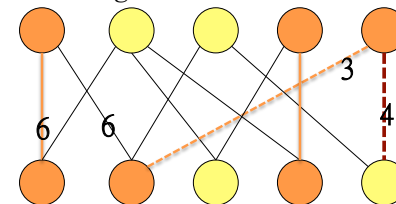


55

WEIGHTED MATCHING (3)

Def. **augmenting path** (different w.r.t. the previous one!) It is any alternating path such that the weight of the edges out of the matching is greater than the weight of the edges in the matching.

Weight of the augmenting path = weight of the edges out of M - weight of the edges in M



Note. In this case, aug. paths do not need to end in a free node.

56

WEIGHTED MATCHING (4)

Algorithm:

- Start with an empty matching
- Repeat
 - Find an aug. path P with max weight
 - If this weight is positive, swap the role of the edges
 - Else return the found matching (that is the one of max weight).
- Complexity: at least $O(nm)$.

57

WEIGHTED MATCHING (5)

- It is possible to model the minimum weight perfect matching problem as an ILP problem (**Hungarian method**):
 - Given a matching M , let x be its incidence matrix, where $x_{ij} = 1$ if (i, j) is in M and $x_{ij} = 0$ otherwise.
 - The problem can be written as follows:

$$\text{minimize } \sum_{i,j} c_{ij} x_{ij} \text{ subject to } \sum_j x_{ij} = 1, i \in A$$

$$\sum_i x_{ij} = 1, j \in B$$


- Complexity: $O(n^3)$.

$$x_{ij} \geq 0, i \in A, j \in B$$

$$x_{ij} \text{ integer}, i \in A, j \in B$$

58

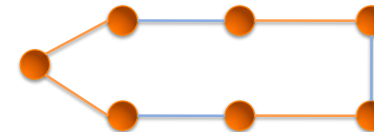
MAXIMUM MATCHING IN GENERAL GRAPHS



59

BLOSSOMS (1)

- We have already noticed that the critical point of general graphs are odd cycles containing a maximal number of edges in the matching



- Such cycles are called **blossoms**

60

BLOSSOMS (2)

- o **Lemma (cycle contraction)**. Let M be a matching of G and let B be a blossom. Let B node-disjoint from the rest of M . Let G' be the graph obtained by G contracting B in a single node. Then M' of G' induced by M is maximum in G' iff M is maximum in G .

61

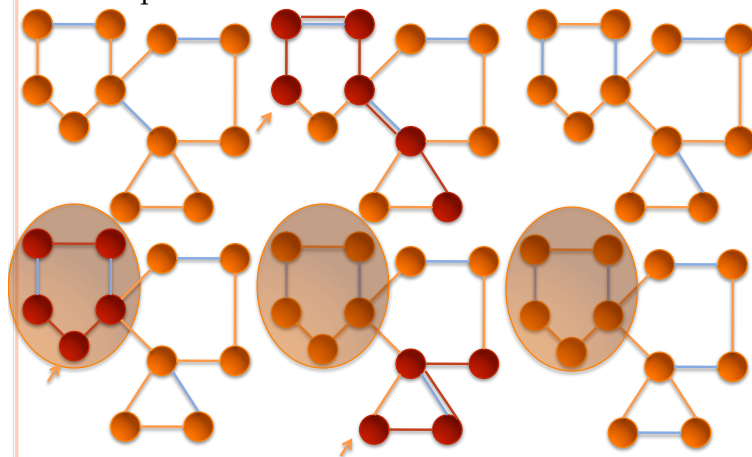
MAX MATCHING IN GENERAL GRAPHS (1)

- o In order to find an aug. path in general graphs, it is “enough” to modify the algorithm on bipartite graphs in order to include blossom search.
- o For each found blossom, it is shrunk in a node and a new (reduced) graph is generated.
- o Each aug. path found in this new graph can be easily “translated” into an aug. path in G .
- o Thanks to the previous lemma, if M is max in the new graph, it is max even in G .
- o This is the Edmonds algorithm [‘65]
 - The time complexity depends on how blossoms are handled. Varying with the used data structures, it can be either $O(n^3)$ or $O(mn^2)$. The best known time complexity is $O(m\sqrt{n})$ [Micali & Vazirani ‘80]

62

MAX MATCHING IN GENERAL GRAPHS (2)

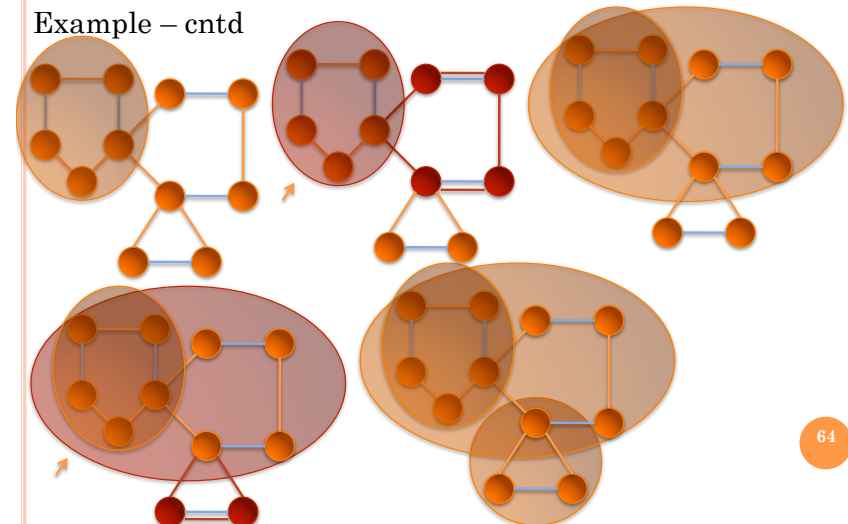
Example:



63

MAX MATCHING IN GENERAL GRAPHS (3)

Example – cntd



64

MAX MATCHING IN GENERAL GRAPHS (9)

More details on the maximum matching problem in general graphs are handled in the course *Algorithmica*

65



ANOTHER APPLICATION

66

SWITCH BUFFER (1)

Reminder:

- Interconnection topologies are constituted by layers of basic modules that are 2x2 cross-bar switches
- Any output can be reached by any input by properly setting some switches
- A single routing can be easily performed if the network is self-routing (e.g. Butterfly, Baseline, etc.)

67

SWITCH BUFFER (2)

- The log N -stage networks are not rearrangeable, i.e. not all routes can be done simultaneously
- Two packets may want to use the same link at the same time
- **Solution:** buffering (though buffers increase delay)

68

MULTISTAGE TOPOLOGIES WITH BUFFERS (1)

The multistage topologies are good to use, because they are:

- modular
- scalar

Nevertheless, the buffers at each node provoke:

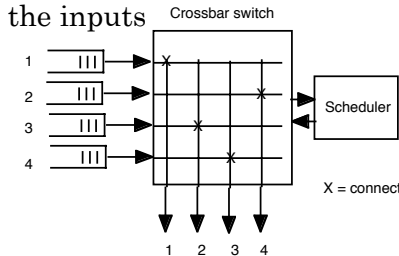
- delays for going through the stages
- decreased throughput due to internal blocking

Solution: (input) buffers that are external to the topology

69

MULTISTAGE TOPOLOGIES WITH BUFFERS (2)

- **Head of line (HOL) buffer:** only the first packet can leave the buffer.
- Buffers are connected through a crossbar network to the inputs of the topology
- During each slot, the scheduler establishes the crossbar connections to transfer packets from the buffers to the inputs



70

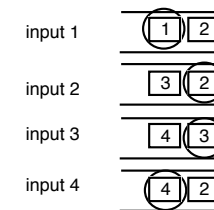
MULTISTAGE TOPOLOGIES WITH BUFFERS (3)

- When the packets at the head of two or more input queues are destined to the same input node, only one can be transferred and the other is blocked
- This behavior limits throughput because some inputs (and consequently outputs) are kept idle during a slot even when they have other packets to send
- ...

71

MULTISTAGE TOPOLOGIES WITH BUFFERS (4)

- If the inputs are allowed to transfer packets that are not at the head of their buffers, throughput can be improved
- **Example:**



- How does the scheduler decide which input to transfer to the network?

72

MULTISTAGE TOPOLOGIES WITH BUFFERS (5)

Backlog matrix:

- rows: input buffers
- columns: outputs
- each entry (i,j) represents the number of packets in buffer i destined to output j

		output		
		1	2	3
input	1	3	3	0
	2	2	0	0
	3	0	0	2

73

MULTISTAGE TOPOLOGIES WITH BUFFERS (6)

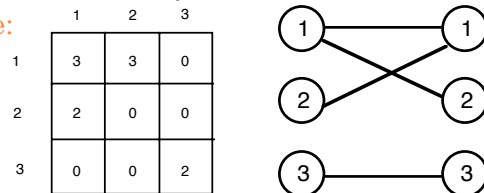
- During each slot, the scheduler can transfer at most one packet from each buffer to each output
- The scheduler must choose at most one packet from each row and from each column of the backlog matrix
- This can be done by solving a bipartite matching algorithm...

74

MULTISTAGE TOPOLOGIES WITH BUFFERS (7)

- The bipartite graph $G=(V \cup W, E)$ is built as follows:
 - V : N nodes representing the buffers
 - W : N nodes representing the outputs
 - E : there is an edge from a buffer i to an output j iff there is a packet in the backlog matrix to be transferred from i to j .

Example:



- Finding a maximum matching is equivalent to finding the largest set of packets that can be transferred simultaneously

75

MULTISTAGE TOPOLOGIES WITH BUFFERS (8)

- Finding a maximum matching during each time slot does not eliminate the effects of HOL blocking
- It is, indeed, necessary to look beyond a single slot when making scheduling decisions
- Solution:** edge (i,j) is assigned a weight equal to the value of element (i,j) of the backlog matrix
- Theorem:** A scheduler that chooses, during each time slot, the maximum weighted matching achieves full utilization.
- Proof and other details: see [McKeon et al. 1999]

76